BOARD OF COMMISSIONERS **AGENDA** **APRIL 10, 2023**

CALL TO ORDER – Sheriff John Fuson

PLEDGE OF ALLEGIANCE – Commissioner Tangi Smith

INVOCATION – Chaplain Joe Creek

ROLL CALL

PRESENTATION

1. Proclamation – National Donate Life Month

ZONING RESOLUTIONS

1. CZ-4-2023 Application of Real Life Church from AG to C-2
2. CZ-5-2023 Application of Masonic Lodge Burning Bush #224 from R-3 to C-1

RESOLUTIONS

23-4-1* Resolution Authorizing Montgomery County Emergency Management Agency to Sign an Interlocal Agreement Regarding the Transfer of Warning Sirens from the City of Clarksville to Montgomery County Emergency Management Agency

23-4-2* Resolution to Accept Funds from the American Kennel Association and United States Police Canine Association

23-4-3* Resolution to Amend Budget to Accept Grant Funds from the Tennessee Department of Transportation Litter and Trash Collection Program

23-4-4* Resolution to Amend the Budgets of Various Funds for Fiscal Year 2023 in Certain Areas of Revenues and Expenditures

23-4-5* Resolution Authorizing Montgomery County to Join the State of Tennessee and Other Local Governments in Amending the Tennessee State Subdivision Opioid Abatement Agreement and Approving the Related Settlement Agreement

23-4-6* Resolution Updating Employee Benefits in Order to Provide Employee Assistance Program (EAP) Services to Part-Time Emergency Safety Personnel Which Will Include Volunteer Firefighters

23-4-7* Resolution Authorizing Placement of Historical Marker at the Montgomery County Historic Courthouse

23-4-8* Resolution to Appropriate Public Art Funds in an Amount Not to Exceed Two Hundred Thousand Dollars ($200,000) for the purpose of Creation and Installation of Artwork to Be Installed in the Southwest Corner of the F&M Bank Arena

23-4-9* Resolution Authorizing the Industrial Development Board to Apply Site 32 A/B Sale Proceeds to Local Grant Match

Adoption: *Commission Minutes dated March 13, 2023
*County Clerk's Report and Notary List
*Nominating Committee Nominations
*County Mayor Nominations & Appointments

CONSENT AGENDA

**All items in this portion of the agenda are considered to be routine and non-controversial by the County Commission and may be approved by one motion; however, a member of the County Commission may request that an item be removed for separate consideration.*

UNFINISHED BUSINESS

REPORTS FILED

1. Trustee's Revised February Monthly Report
2. **Trustee's Monthly Report**
3. Building & Codes Monthly Reports
4. **Accounts & Budgets Monthly Reports**

ANNOUNCEMENTS

There will be a public meeting for the new North Library and Animal Control Center this Thursday, April 13th at 6:00 p.m. at the Kleeman Community Center, located at 166 Cunningham Lane.

ADJOURN – Sheriff Fuson

MONTGOMERY COUNTY GOVERNMENT

PROCLAMATION

By The County Mayor

WHEREAS, *April is recognized as National Donate Life Month and is a time to highlight and educate the need for individuals to register as organ and tissue donors on their state organ and tissue registry; and*

WHEREAS, *currently, more than 105,000 people in the U.S. are waiting for a life-saving organ transplant, 3,000 of those people are in the State of Tennessee; and*

WHEREAS, *we want to celebrate Tennesseans who have given and received the gift of life through organ and tissue donations and transplantation; and*

WHEREAS, *each organ donor can save as many as eight lives and tissue donors directly improve as many as 75 more lives; and*

WHEREAS, *our local County Clerk's office collects on average $15,000 annually from the generous citizens of Montgomery County for this lifesaving program; and*

WHEREAS, *it is our goal to raise awareness to #BeTheGift and Donate Life and register 125,000 Tennesseans as organ and tissue donors.*

NOW, THEREFORE, I, Wes Golden, *Mayor of Montgomery County and on behalf of the citizens of this great community, do hereby proclaim April 14th, 2023, as*

"DONATE LIFE BLUE & GREEN DAY 2023"

and encourage all to #BeTheGift and raise awareness of the need for organ and tissue donors.

County Mayor

CZ-4-2023

RESOLUTION OF THE MONTGOMERY COUNTY BOARD OF COMMISSIONERS AMENDING THE ZONE CLASSIFICATION OF THE PROPERTY OF REAL LIFE CHURCH

WHEREAS, an application for a zone change from AG Agricultural District to C-2 General Commercial District has been submitted by Real Life Church and

WHEREAS, said property is identified as County Tax Map 082, parcel 046.00, containing 9.91 +/- acres, situated in Civil District 13, a tract of land fronting on the north frontage of Sango Rd. 315+/- feet west of the Sango Rd. & Sheas Way intersection; and

WHEREAS, said property is described as follows:

Beginning at an iron pin (new), said pin being the north right of way of Sango Road, said pin being S 70° 56' E for a distance of 220 feet from the centerline intersection of Sango Road and Sheas Way, said pin also being the southeastern corner of the herein described parcel, said pin having the coordinates of Northing 792849.1 1 and an Easting of 1612348.16; Thence, along said Sango Road right of way along a curve, said curve turning to the right, having a radius of 1050.00 feet, and whose long chord bears N 67 ° 44' 53" W for a distance of 196.65 feet to a point of intersection with a non-tangential line, said point being the south west corner of the herein described parcel; Thence, leaving said Sango Road right of way and along the eastern property line of John Dowlen property as described in ORV 1000, page 29371 N 08 ° 03' 01" E for a distance of 1333.63 feet to a fence post (old), said point having the coordinates of Northing 79424406 and Easting 161235292, said point also being the southern property line of the Kathy Downing property as described in ORV 1 863, page 2168, said point being the north west corner of the herein described parcel; Thence, along said Downing property for the next 2 calls, S 81 ° 42' 06" E for a distance of 128.97 feet to a fence post (old); Thence, S 81 ° 29 04" E for a distance of 230.85 feet to an iron rod (old), said point being the western property line of the Clarksville Montgomery County School System as described in ORV 560, page 1640, said point being the north east corner of the herein described parcel; Thence] along said Clarksville Montgomery County School System, S 07 ° 22' 29" W for a distance of 901.02 feet to an iron rod (old), Thence, along the Clarksville Montgomery County School System as described in ORV 561 page 1208, S 50° 45' 28" W for a distance of 92.37 feet to an iron rod (new), said rod having the coordinates of Northing 793239.26 and Easting 1612521 65; Thence, along said Clarksville Montgomery County School System as described in ORV 560, page 1640 for the next 2 calls, N 72 ° 1 1' 20" W for a distance of 90.31 feet to an iron rod (new); Thence, S 1 1 ° 49' 51" W a distance of 426.85 feet to the said point being the point of beginning, said parcel containing 431 ,634 Square Feet or 9.91 Acres, more or less.

WHEREAS, the Planning Commission staff recommends DISAPPROVAL and the Regional Planning Commission recommends DISAPPROVAL of said application.

NOW, THEREFORE, BE IT RESOLVED by the Montgomery County Board of County Commissioners assembled in regular session on this 10th day of April, 2023 that the zone classification of the property of Real Life Church from AG to C-2 is hereby approved.

Duly passed and approved this 10th day of April, 2023.

Sponsor _____

Commissioner _____

Approved _____

County Mayor

Attested: _____

County Clerk

COUNTY ZONING ACTIONS

The following case(s) will be considered for final action at the formal session of the Board of County Commissioners meeting on: **Monday, April 10, 2023**. The public hearing will be held on: **Monday, April 3, 2023**.

CASE NUMBER: CZ-4-2023
Applicant: Real Life Church
Agent: Tim Nussbaumer
Location: A tract of land fronting on the north frontage of Sango Rd. 315+/- feet west of the Sango Rd. & Sheas Way intersection.
Request: AG Agricultural District to
C-2 General Commercial District
County Commission District: 15
STAFF RECOMMENDATION: DISAPPROVAL
PLANNING COMMISSION RECOMMENDATION: DISAPPROVAL

****

CASE NUMBER: CZ-5-2023
Applicant: Masonic Lodge Burning Bush #224
Agent: John L Johnson, Sr.
Location: Property located at the southwest corner of Guthrie Rd. & Osben Rd.
Request: R-3 Three Family Residential District to
C-1 Neighborhood Commercial District
County Commission District: 19
STAFF RECOMMENDATION: APPROVAL
PLANNING COMMISSION RECOMMENDATION: APPROVAL

****

CLARKSVILLE-MONTGOMERY COUNTY REGIONAL PLANNING
STAFF REVIEW - ZONING

RPC MEETING DATE: 03/28/2023 **CASE NUMBER:** CZ - 4 - 2023

NAME OF APPLICANT: Real Life Church

AGENT: Tim Nussbaumer

GENERAL INFORMATION

TAX PLAT: 082 **PARCEL(S):** 046.00

ACREAGE TO BE REZONED: 9.91 +/-

PRESENT ZONING: AG

PROPOSED ZONING: C-2

EXTENSION OF ZONING CLASSIFICATION: NO

PROPERTY LOCATION: A tract of land fronting on the north frontage of Sango Rd. 315+/- feet west of the Sango Rd. & Sheas Way intersection.

CITY COUNCIL WARD: **COUNTY COMMISSION DISTRICT:** 15 **CIVIL DISTRICT:** 11

DESCRIPTION OF PROPERTY: A tract of land with mature trees & a structure onsite (former single family home.)

APPLICANT'S STATEMENT FOR PROPOSED USE: To provide a leasable area for coffee shop and fitness center within the proposed Real Life Church Building.

GROWTH PLAN AREA: UGB **PLANNING AREA:** Sango

PREVIOUS ZONING HISTORY:

CLARKSVILLE-MONTGOMERY COUNTY REGIONAL PLANNING
STAFF REVIEW - ZONING
DEPARTMENT COMMENTS

CZ 4 2023

- ☐ FIRE DEPARTMENT
- ☒ EMERGENCY MANAGEMENT
- ☒ SHERIFFS DEPT.
- ☐ DIV. OF GROUND WATER
- ☐ HOUSING AUTHORITY
- ☐ COMMON DESIGN REVIEW BOARD
- ☒ GAS & WATER DEPT. (DIGITAL ONLY)
- ☐ CUMBERLAND HTS U/D (DIGITAL ONLY)
- ☐ CUNNINGHAM U/D (DIGITAL ONLY)
- ☒ EAST MONT. U/D (DIGITAL ONLY)
- ☐ WOODLAWN U/D (DIGITAL ONLY)
- ☐ CITY STREET DEPT. (DIGITAL ONLY)
- ☒ COUNTY HWY. DEPT. (DIGITAL ONLY)
- ☐ CEMC (DIGITAL ONLY)
- ☐ CDE (DIGITAL ONLY)
- ☐ ATT (DIGITAL ONLY)
- ☐ POLICE DEPT. (DIGITAL ONLY)
- ☐ CITY BLDG DEPT. (DIGITAL ONLY)
- ☒ COUNTY BLDG DEPT. (DIGITAL ONLY)
- ☒ SCHOOL SYSTEM OPS. (DIGITAL ONLY)
- ☐ FT. CAMPBELL (DIGITAL ONLY)
- ☐ IND. DEV. BD. (DIGITAL ONLY)
- ☐ CHARTER (DIGITAL ONLY)
- ☐ OTHER

1. CITY ENGINEER/UTILITY DISTRICT: Comments received from department and they had no concerns.

2. STREET DEPARTMENT/ COUNTY HIGHWAY DEPARTMENT: Provide traffic assessment, Traffic Assessment submitted. As submitted improvements would be needed to Sango Rd. & Sango Dr. intersection. Montgomery County Highway Dept. will evaluate at development stage for based on actual proposal, not worst case scenario.

3. DRAINAGE COMMENTS: Comments received from department and they had no concerns.

4. CDE/CEMC: No Comment(s) Received

5. FIRE DEPT/EMERGENCY MGT.: Will need a hydrant.

6. POLICE DEPT/SHERIFF'S OFFICE: No Comment(s) Received

7. CITY BUILDING DEPARTMENT/ COUNTY BUILDING DEPARTMENT: Comments received from department and they had no concerns.

8. SCHOOL SYSTEM:

ELEMENTARY:	SANGO
MIDDLE SCHOOL:	ROSSVIEW
HIGH SCHOOL:	CLARKSVILLE

Sango Elementary is at 109% capacity with 3 portable classrooms. This zoning change may increase traffic, therefore, requiring additional infrastructure and funding. *Please note CMCSS will not grant access to the property via the adjacent CMCSS campus drive. Access to Real Life Church Facilities will need to strictly come off Sango Rd.

9. FT. CAMPBELL:

10. OTHER COMMENTS:

CLARKSVILLE-MONTGOMERY COUNTY REGIONAL PLANNING
STAFF REVIEW - ZONING

PLANNING STAFF'S STUDY AND RECOMMENDATION

CZ 4 2023

IMPACT OF PROPOSED USE ON SURROUNDING DEVELOPMENT: Increased traffic, light & noise associated with commercial uses.

INFRASTRUCTURE:

WATER SOURCE: CITY

SEWER SOURCE:

STREET/ROAD ACCESSIBILITY: Sango Rd.

DRAINAGE COMMENTS:

RESIDENTIAL DEVELOPMENT

	APPLICANT'S ESTIMATES	HISTORICAL ESTIMATES
LOTS/UNITS:		
POPULATION:		

APPLICABLE LAND USE PLAN

Sango Planning Area: Growth rate for this area is above the overall county average. US 41-A South is the major east-west corridor spanning this area & provides an alternative to I-24 as a route to Nashville. SR 12 is also a corridor that provides a good linkage to employment, shopping and schools and should continue to support future growth in this portion of the planning area.

STAFF RECOMMENDATION: DISAPPROVAL

1. The proposed zoning request is inconsistent with the adopted Land Use Plan.
2. This request is not at an ideal location for commercial development & is out of character of the residential area.
3. This request encompasses 9.9 +/- acres of C-2 General Commercial. In addition to the request being at a location not recommended for commercial development, the request is excessive and beyond the needs for this area.
4. No adverse environmental issues have been requested as part of this request.
5.

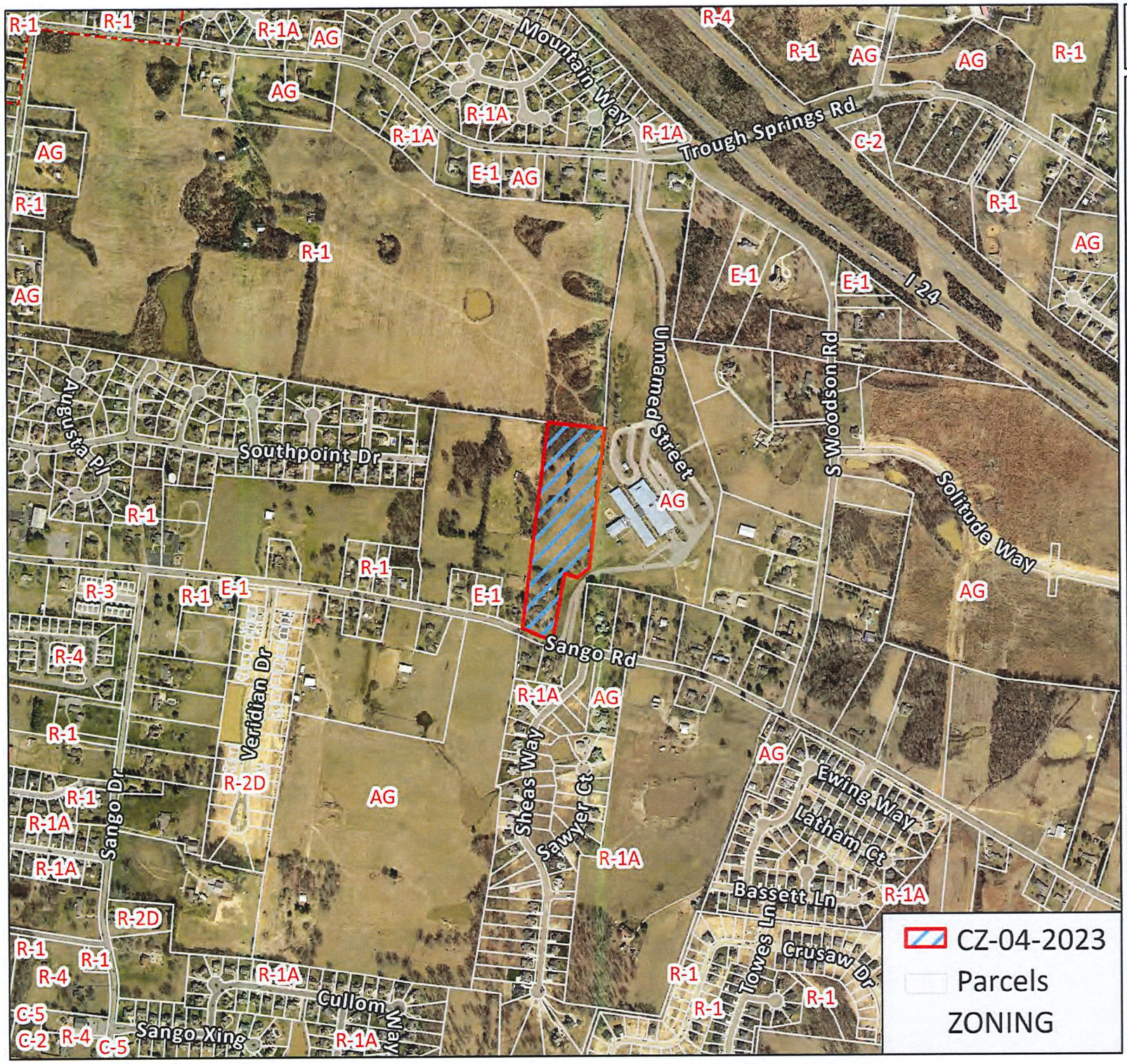

CZ-04-2023

APPLICANT:
REAL LIFE CHURCH

REQUEST:
AG
TO
C-2

MAP & PARCEL
082 04600

ACRES +/-
9.91

Scale: 1:10,000

0 500 1,000
Feet

3/28/2023

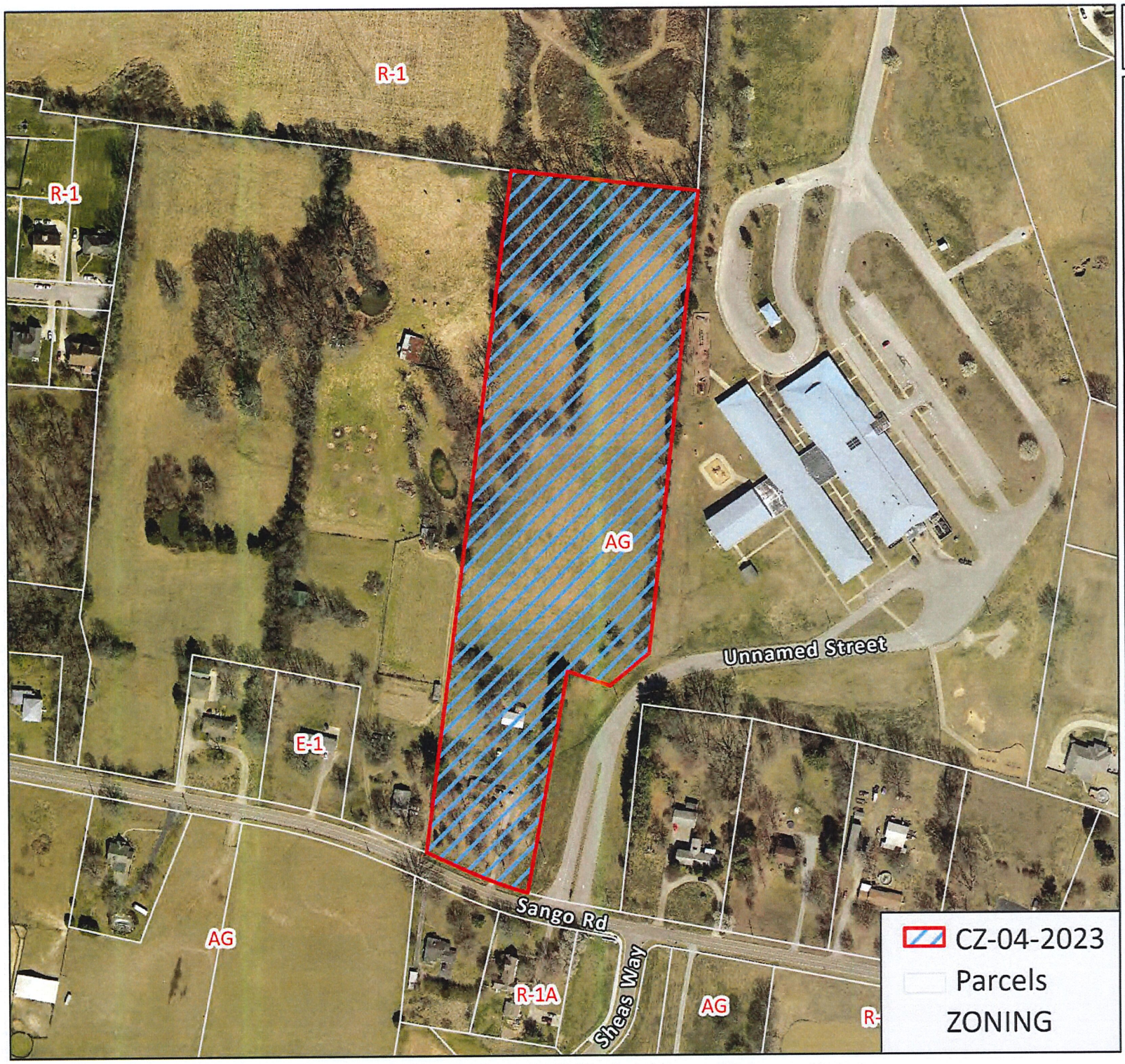

CZ-04-2023

APPLICANT:
REAL LIFE CHURCH

REQUEST:
AG
TO
C-2

MAP & PARCEL
082 04600

ACRES +/-
9.91

Scale: 1:3,000

0 150 300
Feet

N

3/28/2023

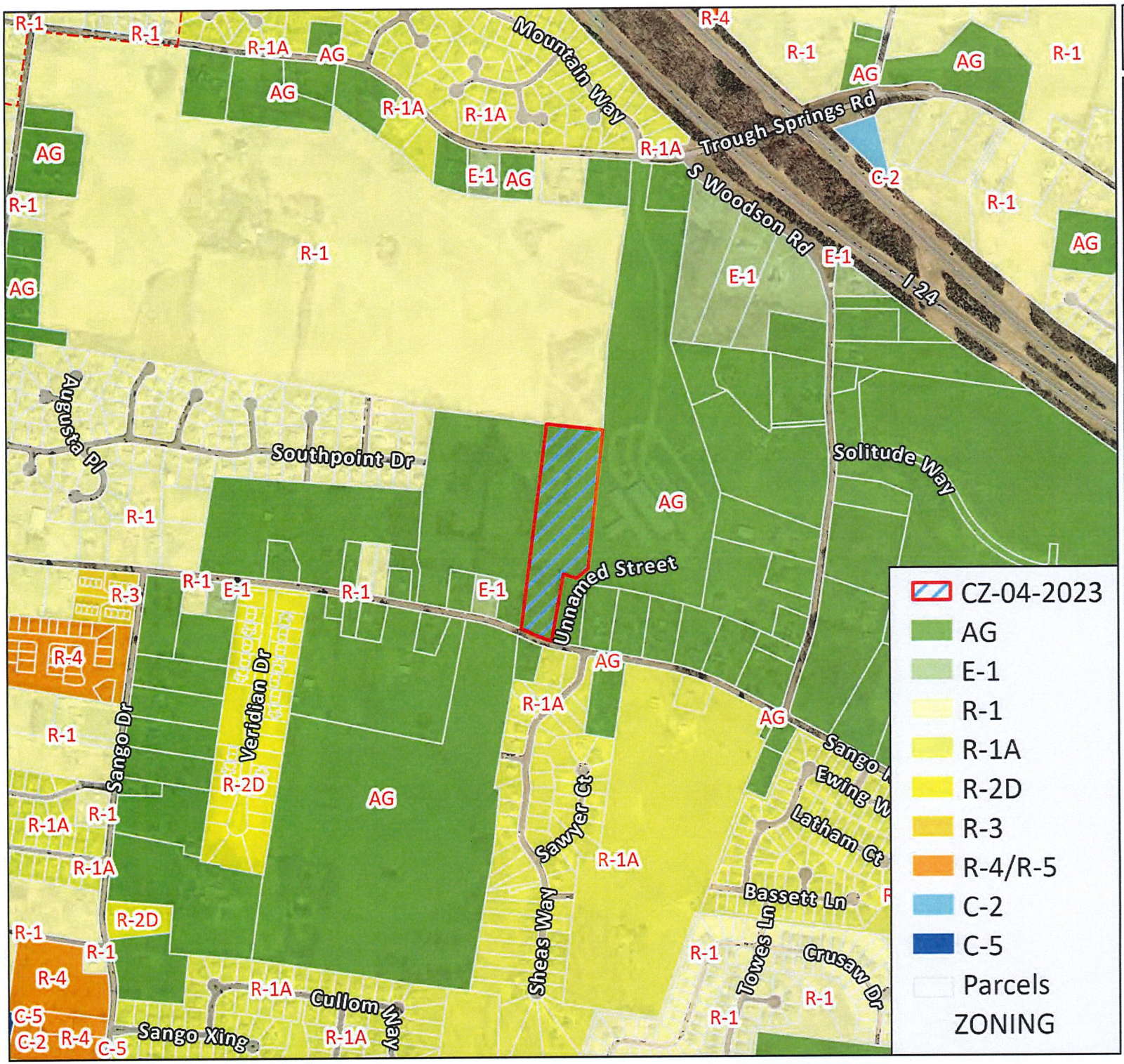

CZ-04-2023

APPLICANT:
REAL LIFE CHURCH

REQUEST:
AG
TO
C-2

MAP & PARCEL
082 04600

ACRES +/-
9.91

Scale: 1:10,000

0 500 1,000
Feet

3/28/2023

CASE NUMBER: CZ 4 2023 **MEETING DATE** 03/28/2023

APPLICANT: Real Life Church

PRESENT ZONING AG **PROPOSED ZONING** C-2

TAX PLAT # 082 **PARCEL** 046.00

GEN. LOCATION A tract of land fronting on the north frontage of Sango Rd. 315+/- feet west of the Sango Rd. & Sheas Way intersection.

****

PUBLIC COMMENTS

Copy of email in the file. JTS

City of Clarksville

John Spainhoward <john.spainhoward@cityofclarksville.com>

CZ-4-2023

LIVE SANGO CHURCH ZONING

1 message

RANDALL SPURGEON <spur9499@bellsouth.net> Mon, Mar 13, 2023 at 10:31 AM
Reply-To: RANDALL SPURGEON <spur9499@bellsouth.net>
To: "john.spainhoward@cityofclarksville.com" <john.spainhoward@cityofclarksville.com>

Mr. Spainhoward,

As a Sango resident now for 36 years, I'm very concerned with the over building in this area.
The new subdivisions and now apartments going into every possible vaccant property has drastically changed our country community.
This new Sango church going into a lot only 5 properties from my home. It of course was approved without notice to the nearby residents.
I'm not certain the size of building they plan to build but I was told they want a gymnasium and coffee shoppe there as well.
The extra traffic this will create plus the change to our country community is concerning.
They've had several outdoor events in the past, creating loud volumes of noise from their band on early Sunday mornings.
Sango Road residents near this church property are mostly seniors who've lived here for decades. We don't appreciate our quiet neighborhood being disrupted.
Please consider these concerns when the commission votes on this zoning request.

Regards,

Brenda Spurgeon
3501 Sango Rd.

Sent from AT&T Yahoo Mail on Android

CZ-5-2023

RESOLUTION OF THE MONTGOMERY COUNTY BOARD OF COMMISSIONERS AMENDING THE ZONE CLASSIFICATION OF THE PROPERTY OF MASONIC LODGE BURNING BUSH #224

WHEREAS, an application for a zone change from R-3 Three Family Residential District to C-1 Neighborhood Commercial District has been submitted by Masonic Lodge Burning Bush #224 and

WHEREAS, said property is identified as County Tax Map 011G, parcel B 017.00, containing 1.06 +/- acres, situated in Civil District 13, property located at the southwest corner of Guthrie Rd. & Osben Rd.; and

WHEREAS, said property is described as follows:

Beginning at a point, said point being the southwest corner of the Guthrie Rd. & Osben Rd. right of way margins, thence in a southerly direction 209 +/- feet with the western right of way margin of Guthrie Rd. to a point, said point being northeast corner of the Robert Young Miller property, thence in a westerly direction 220 +/- feet with the northern boundary of the Robert young Miller property & other to a point said point being the southeast corner of the Dorothy Batchelor property, thence in a northerly direction 202 +/- feet with the eastern boundary of the Dorothy Batchelor property to a point, said point being in the southern right of way margin of the western terminus Osben Rd., thence in a easterly direction 238 +/- feet with the southern right of way margin of Osben Rd. to the point of beginning, said herein described tract containing 1.0 +/- acre futher identified as current Tax Map 011-G-B, Parcel 017.00

WHEREAS, the Planning Commission staff recommends APPROVAL and the Regional Planning Commission recommends APPROVAL of said application.

NOW, THEREFORE, BE IT RESOLVED by the Montgomery County Board of County Commissioners assembled in regular session on this 10th day of April, 2023 that the zone classification of the property of Masonic Lodge Burning Bush #224 from R-3 to C-1 is hereby approved.

Duly passed and approved this 10th day of April, 2023.

Sponsor _____

Commissioner _____

Approved _____

County Mayor

Attested: _____

County Clerk

CLARKSVILLE-MONTGOMERY COUNTY REGIONAL PLANNING
STAFF REVIEW - ZONING

RPC MEETING DATE: 03/28/2023 **CASE NUMBER:** CZ - 5 - 2023

NAME OF APPLICANT: Masonic Lodge

AGENT: John L Johnson, Sr.

GENERAL INFORMATION

TAX PLAT: 011G **PARCEL(S):** B 017.00

ACREAGE TO BE REZONED: 1.06 +/-

PRESENT ZONING: R-3

PROPOSED ZONING: C-1

EXTENSION OF ZONING CLASSIFICATION: NO

PROPERTY LOCATION: Property located at the southwest corner of Guthrie Rd. & Osben Rd.

CITY COUNCIL WARD: **COUNTY COMMISSION DISTRICT:** 19 **CIVIL DISTRICT:** 1

DESCRIPTION OF PROPERTY:

APPLICANT'S STATEMENT FOR PROPOSED USE: This property zoned commercial for years housed a market and barber shop. It reverted back to R-3 because these businesses closed several years ago. The request for zone change is so it can be used as a take-out catfish business.

GROWTH PLAN AREA: PGA **PLANNING AREA:** Rossview

PREVIOUS ZONING HISTORY:

CLARKSVILLE-MONTGOMERY COUNTY REGIONAL PLANNING
STAFF REVIEW - ZONING
DEPARTMENT COMMENTS

CZ 5 2023

- ☐ FIRE DEPARTMENT
- ☒ EMERGENCY MANAGEMENT
- ☒ SHERIFFS DEPT.
- ☒ DIV. OF GROUND WATER
- ☐ HOUSING AUTHORITY
- ☐ COMMON DESIGN REVIEW BOARD
- ☐ GAS & WATER DEPT. (DIGITAL ONLY)
- ☐ CUMBERLAND HTS U/D (DIGITAL ONLY)
- ☐ CUNNINGHAM U/D (DIGITAL ONLY)
- ☐ EAST MONT. U/D (DIGITAL ONLY)
- ☐ WOODLAWN U/D (DIGITAL ONLY)
- ☐ CITY STREET DEPT. (DIGITAL ONLY)
- ☒ COUNTY HWY. DEPT. (DIGITAL ONLY)
- ☒ CEMC (DIGITAL ONLY)
- ☐ CDE (DIGITAL ONLY)
- ☐ ATT (DIGITAL ONLY)
- ☐ POLICE DEPT. (DIGITAL ONLY)
- ☐ CITY BLDG DEPT. (DIGITAL ONLY)
- ☒ COUNTY BLDG DEPT. (DIGITAL ONLY)
- ☐ SCHOOL SYSTEM OPS. (DIGITAL ONLY)
- ☐ FT. CAMPBELL (DIGITAL ONLY)
- ☐ IND. DEV. BD. (DIGITAL ONLY)
- ☐ CHARTER (DIGITAL ONLY)
- ☒ OTHER

1. CITY ENGINEER/UTILITY DISTRICT: No Comment(s) Received (Guthrie Utilities)

2. STREET DEPARTMENT/ COUNTY HIGHWAY DEPARTMENT: Comments received from department and they had no concerns.

3. DRAINAGE COMMENTS: Comments received from department and they had no concerns.

4. CDE/CEMC: No Comment(s) Received

5. FIRE DEPT/EMERGENCY MGT.: Comments received from department and they had no concerns.

6. POLICE DEPT/SHERIFF'S OFFICE: No Comment(s) Received

7. CITY BUILDING DEPARTMENT/ COUNTY BUILDING DEPARTMENT: Comments received from department and they had no concerns.

8. SCHOOL SYSTEM:

ELEMENTARY:

MIDDLE SCHOOL:

HIGH SCHOOL:

9. FT. CAMPBELL:

10. OTHER COMMENTS:

CLARKSVILLE-MONTGOMERY COUNTY REGIONAL PLANNING
STAFF REVIEW - ZONING

PLANNING STAFF'S STUDY AND RECOMMENDATION

CZ 5 2023

IMPACT OF PROPOSED USE ON SURROUNDING DEVELOPMENT: Minimal

INFRASTRUCTURE:

WATER SOURCE:

SEWER SOURCE:

STREET/ROAD ACCESSIBILITY: Guthrie Rd. & Osben Rd.

DRAINAGE COMMENTS:

RESIDENTIAL DEVELOPMENT

	APPLICANT'S ESTIMATES	HISTORICAL ESTIMATES
LOTS/UNITS:		
POPULATION:		

APPLICABLE LAND USE PLAN

Rossview Road Planning Area - One of the most diversified areas of the county in terms of land use. It has the best remaining agricultural land. One of the fastest growing sectors of Montgomery County, Factors affecting growth all average to above average. The Industrial Park is also located in this planning area.

STAFF RECOMMENDATION: APPROVAL

1. The proposed zoning request is consistent with the adopted Land Use Plan.
2. This request will bring an existing commercial structure in compliance from a "permitted use" standpoint.
3. Request is an extension of an established C-1 Neighborhood Commercial District.
4.
5.

CZ-05-2023

APPLICANT:
MASONIC LODGE
BURNING BUSH

REQUEST:
R-3
TO
C-1

MAP & PARCEL
011G B 01700

ACRES +/-
1.06

Scale: 1:5,000

0 250 500
Feet

3/28/2023

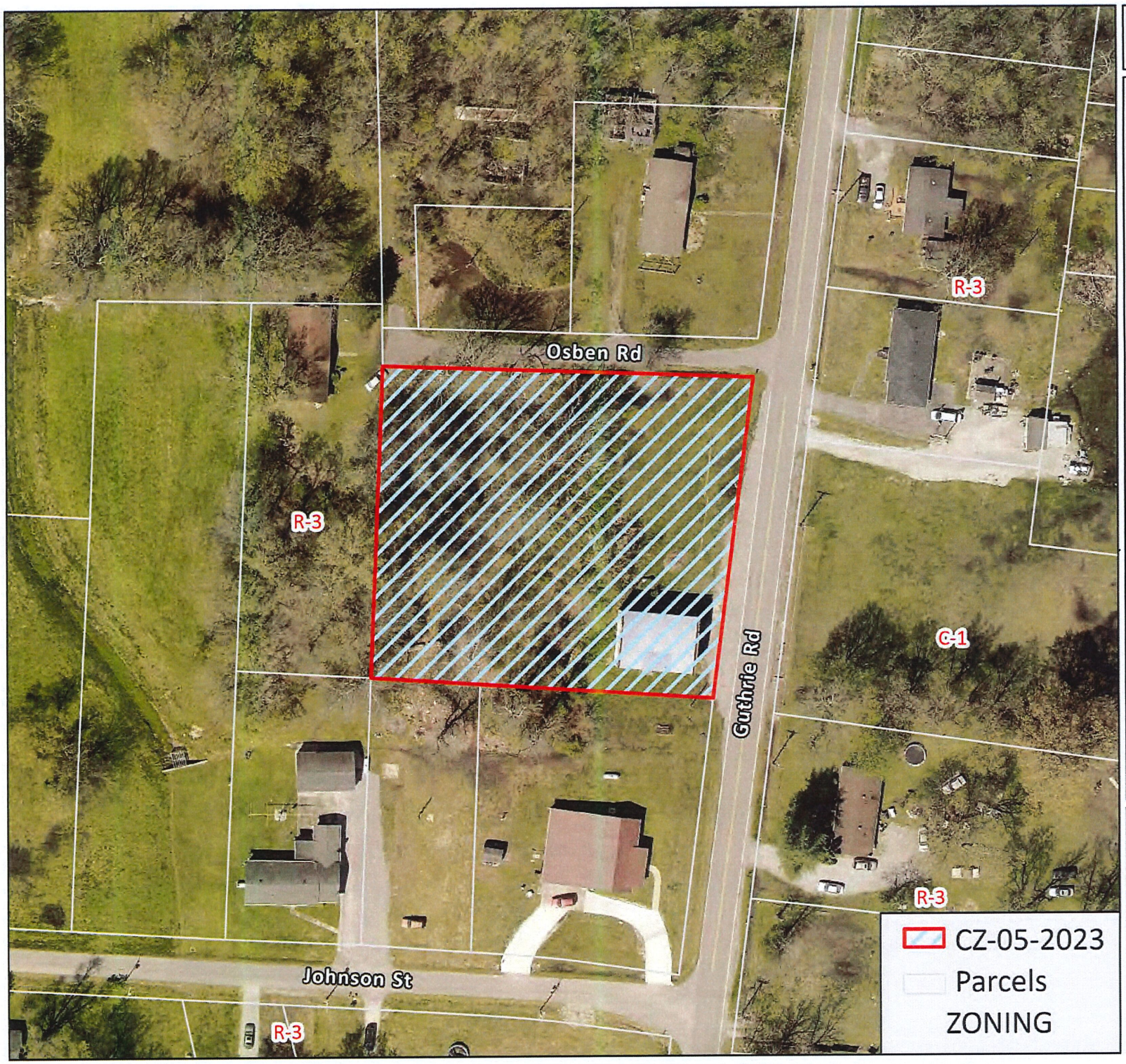

CZ-05-2023

APPLICANT:
MASONIC LODGE
BURNING BUSH

REQUEST:
R-3
TO
C-1

MAP & PARCEL
011G B 01700

ACRES +/-
1.06

Scale: 1:1,000

0 40 80
Feet

3/28/2023

CZ-05-2023

APPLICANT:
MASONIC LODGE
BURNING BUSH

REQUEST:
R-3
TO
C-1

MAP & PARCEL
011G B 01700

ACRES +/-
1.06

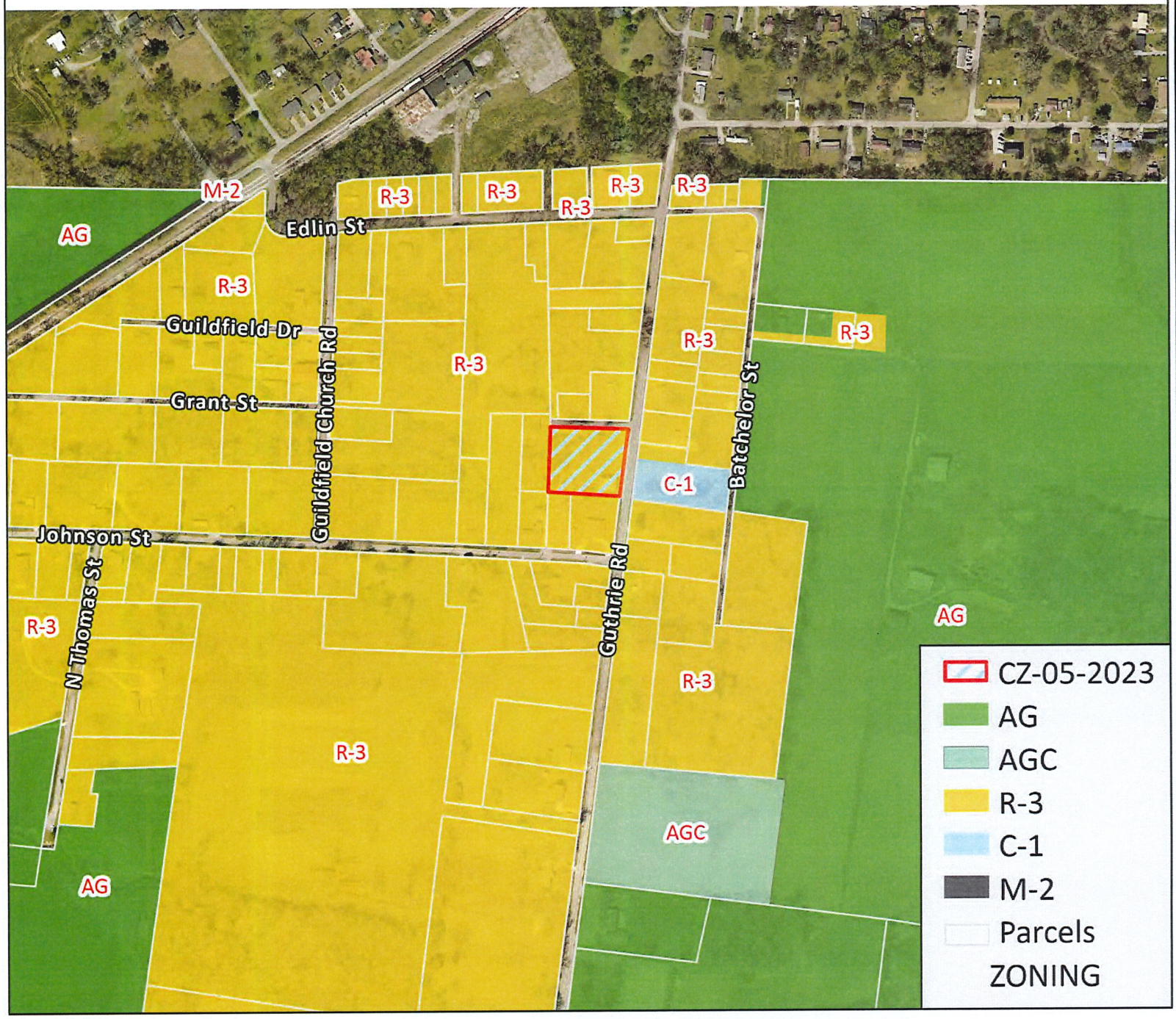

Scale: 1:5,000

0 250 500
Feet

3/28/2023

CASE NUMBER: CZ 5 2023 **MEETING DATE** 03/28/2023

APPLICANT: Masonic Lodge Burning Bush #224

PRESENT ZONING R-3 **PROPOSED ZONING** C-1

TAX PLAT # 011G **PARCEL** B 017.00

GEN. LOCATION Property located at the southwest corner of Guthrie Rd. & Osben Rd.

****

PUBLIC COMMENTS

None received as of 4:30 P.M. on 3/27/2023 (A.L.)

RESOLUTION AUTHORIZING THE MONTGOMERY COUNTY EMERGENCY MANAGEMENT AGENCY TO SIGN AN INTERLOCAL AGREEMENT REGARDING THE TRANSFER OF WARNING SIRENS FROM THE CITY OF CLARKSVILLE TO THE MONTGOMERY COUNTY EMERGENCY MANAGEMENT AGENCY

WHEREAS, the Montgomery County Emergency Management Agency is the managing body charged with coordinating responses to natural and man-made disasters that may occur with the borders of Montgomery County, Tennessee; and

WHEREAS, the City has a tornado siren system that operates to save lives, reduce the destruction of property and ultimately save money; and

WHEREAS, the Emergency Management Agency desires to operate the tornado siren system and the City desires to transfer their siren system in its entirety by donation; and

WHEREAS, funds were appropriated in the FY2023 budget for the Montgomery County Emergency Management Agency to take over maintenance and/or expansion of the warning sirens.

NOW, THEREFORE, BE IT RESOLVED by the Montgomery County Board of Commissioners assembled in regular session on this 10th day of April 2023, to authorize the Montgomery County Emergency Management Agency to enter into the attached Interlocal Agreement Exhibit with the City of Clarksville to transfer the ownership of the warning sirens.

Duly passed and approved this 10th day of April, 2023.

Sponsor _____

Commissioner _____

Approved _____

County Mayor

Attested _____

County Clerk

Exhibit

INTERLOCAL AGREEMENT

This interlocal agreement is made and entered into this _____ day of _____, 2023 by and between the County of Montgomery, a political subdivision of the State of Te1messee (the "County"), the City of Clarksville, a Tennessee Municipal Corporation (the "City"), and the Montgomery County Emergency Management Agency hereinafter referred to as "EMA."

WHEREAS, Montgomery County's Emergency Management Agency (EMA) is the managing body charged with coordinating responses to natural and man-made disasters that may occur within the borders of Montgomery County, Tennessee; and

WHEREAS, the City has a tornado siren system that operates to save lives, reduce the destruction of property and ultimately save money; and

WHEREAS, the EMA desires to operate the tornado siren system and the City desires to transfer their siren system in its entirety by donation.

NOW, THEREFORE, in consideration of the promises and covenants set forth herein, and for good and valuable consideration, the sufficiency of which is hereby acknowledged, the parties agree that the City shall convey in its entirety by donation and other considerations as set out herein to the EMA of Montgomery County, the City's current tornado siren system in its entirety, hereinafter referred to as the "system" and too effectuate this purpose the parties covenant and for further consideration agree as follows:

1. The City shall provide a listing of the entire system and all assets with the location of each siren and shall assign transfer all assets and assign all property rights to EMA for all future maintenance and expansion of the system.
2. EMA throughout the County shall accept the system and its assets.
3. EMA agrees to maintain and/or expand the tornado siren system with no further obligation of the City.
4. Upon approval of this Interlocal Agreement by the County Commission and the City Council, the asset records will be provided to the County.
5. The City will assist in the transfer of acquisition of any other property interests or other properties upon which the system is now maintained not owned by the city and shall grant an easement to all its own properties for access to the system for the maintenance and expansion of the tornado siren system.
6. This Interlocal Agreement is perpetual unless and until terminated otherwise.

WITNESS WHEREOF, the parties hereto have executed this Agreement as of this the ___

day of _____, 2023.

Date: _____

CITY OF CLARKSVILLE

BY:_____
Joe Pitts, City Mayor

Date: _____

MONTGOMERY COUNTY, TENNESSEE

BY:_____
Wes Golden, County Mayor

Date: _____

MONTGOMERY COUNTY EMERGENCY MANAGEMENT AGENCY

BY:_____
Ed Baggett, EMA Director

RESOLUTION TO ACCEPT FUNDS FROM THE AMERICAN KENNEL ASSOCIATION AND UNITED STATES POLICE CANINE ASSOCIATION

WHEREAS, the Montgomery County Sheriff's Office applied for grant funding through the American Kennel and USPCA Adopt a K-9 Cop Matching Grant Program and was awarded $7,500.00 dollars towards the purchase of a canine; and

WHEREAS, the required match of at least $2,500.00 dollars may be appropriated from the Drug Control Fund balance.

NOW, THEREFORE, BE IT RESOLVED by the Montgomery County Board of Commissioners assembled in regular business session on this 10th day of April 2023, that Montgomery County accept the grant for deposit in the Local Drug Control Fund.

BE IT FURTHER RESOLVED, the County Mayor may execute certain documents for the same, in substantially the form submitted with such completions, omissions, insertions and changes as may be approved by the officer executing it, his or her execution to constitute conclusive evidence of his or her approval of any such omissions, insertions and changes. The Mayor is hereby authorized and directed to execute and deliver the contract.

122-00000-00000-00-48610	Donation	$	(7,500.00)

Duly passed and approved this the 10th day of April, 2023.

Sponsor _____

Commissioner _____

Approved _____
County Mayor

Attested _____
County Clerk

RESOLUTION TO AMEND THE BUDGET TO ACCEPT GRANT FUNDS FROM THE TENNESSEE DEPARTMENT OF TRANSPORTATION LITTER AND TRASH COLLECTION PROGRAM

WHEREAS, Montgomery County has previously entered into a Litter and Trash Collection Grant Contract with the Tennessee Department of Transportation; and this being the nineteenth year; and

WHEREAS, the Tennessee Department of Transportation has granted Montgomery County, funding allocations for the Litter Pickup Program for Fiscal Year 2023-2024; Montgomery County receiving grant monies in the amount of $91,300.00, with remaining funds required for the litter and trash collection program being $108,893.00, being the responsibility of Montgomery County for a total program cost of $104,185.00.

NOW, THEREFORE, BE IT RESOLVED by the Montgomery County Board of Commissioners assembled in regular business session on this 10th day of April 2023; hereby accepts on behalf of Montgomery County to continue the Litter and Trash Collection Program to June 30, 2024.

BE IT FURTHER RESOLVED, the County Mayor may execute certain documents for the same, in substantially the form submitted with such completions, omission, insertions and changes as may be approved by the officer executing it, his or her execution to constitute conclusive evidence of his or her approval of any such omissions, insertions and changes. The Mayor is hereby authorized and directed to execute and deliver the contract.

LITTER PROGRAM	101-64000-00000-64-46430	<91,300.00>
DEPUTIES	101-64000-00000-64-51060	108,893.00
SOCIAL SECURITY	101-64000-00000-64-52010	6,752.00
STATE RETIREMENT	101-64000-00000-64-52040	19,046.00
LIFE INSURANCE	101-64000-00000-64-52060	100.00
MEDICAL INSURANCE	101-64000-00000-64-52070	31,724.00
EMPLOYER MEDICARE	101-64000-00000-64-52120	1,580.00
OTHER SUPPLIES & MAT.	101-64000-00000-64-54990	27,390.00
	TOTAL	**$104,185.00**

Duly passed and approved this 10th day of April 2023.

Sponsor _____

Commissioner _____

Approved _____
County Mayor

Attest _____
County Clerk

23-4-4

RESOLUTION TO AMEND THE BUDGETS OF VARIOUS FUNDS FOR FISCAL YEAR 2023 IN CERTAIN AREAS OF REVENUES AND EXPENDITURES

WHEREAS, the Director of Accounts and Budgets has performed continuing reviews of the status of funding needs and the receipts of revenues anticipated in support of the various budgets; and

WHEREAS, the County Commission desires to appropriate funding to these expenditure accounts from various sources including revenues, designated fund balances, and/or other sources within the funds in which those accounts operate.

NOW THEREFORE BE IT RESOLVED, by the Montgomery County Board of Commissioners, assembled in regular business session this 10th day of April, 2023 that the budgets for various funds for FY23 be amended as to revenues and expenditures, according to the attached Account Schedule 1.

Duly passed and approved this 10th day of April, 2023.

Sponsor _____

Commissioner _____

Approved _____
County Mayor

Attested _____
County Clerk

Montgomery County Government
Schedule 1
General Fund Budget

	2022-2023 Budget as of 3/30/2023	Proposed Increase (Decrease)	2022-2023 Amended Budget
ESTIMATED REVENUES			
Local Taxes			
40110 CURRENT PROPERTY TAX	67,848,000	-	67,848,000
40120 TRUSTEE'S COLLECTIONS -	1,000,000	-	1,000,000
40125 TRUSTEE COLLECTIONS - BA	30,000	-	30,000
40130 CIRCUIT/CHANCERY COLLECT	500,000	-	500,000
40140 INTEREST & PENALTY	300,000	-	300,000
40161 PMTS IN LIEU OF TAXES -	763	-	763
40162 PMTS IN LIEU OF TAXES -U	1,415,000	-	1,415,000
40163 PMTS IN LIEU OF TAXES -	915,327	-	915,327
40220 HOTEL/MOTEL TAX	2,200,000	-	2,200,000
40250 LITIGATION TAX - GENERAL	410,000	-	410,000
40260 LITIGATION TAX-SPECIAL P	80,000	-	80,000
40270 BUSINESS TAX	1,600,000	-	1,600,000
40320 BANK EXCISE TAX	400,000	-	400,000
40330 WHOLESALE BEER TAX	400,000	-	400,000
40350 INTERSTATE TELECOMMUNICA	-	-	-
Total Local Taxes	**77,099,090**	**-**	**77,099,090**
Licenses & Permits			
41120 ANIMAL REGISTRATION	195,000	-	195,000
41130 ANIMAL VACCINATION	10,000	-	10,000
41140 CABLE TV FRANCHISE	275,000	-	275,000
41520 BUILDING PERMITS	1,000,000	-	1,000,000
41540 PLUMBING PERMITS	20,000	-	20,000
41590 OTHER PERMITS	375,000	-	375,000
Total Licenses & Permits	***1,875,000***	***-***	***1,875,000***
Fines, Forfeitures & Penalties			
42110 FINES	14,000	-	14,000
42120 OFFICERS COSTS	22,000	-	22,000
42141 DRUG COURT FEES	1,600	-	1,600
42142 VETERANS TREATMENT COURT	1,800	-	1,800
42190 DATA ENTRY FEES -CIRCUIT	9,000	-	9,000
42191 COURTROOM SECURITY - CIR	7,500	-	7,500
42192 CIRCUIT COURT VICTIMS AS	3,525	-	3,525
42310 FINES	135,000	-	135,000
42311 FINES - LITTERING	250	-	250
42320 OFFICERS COSTS	225,000	-	225,000
42330 GAME & FISH FINES	500	-	500
42341 DRUG COURT FEES	20,000	-	20,000
42342 VETERANS TREATMENT COURT	14,250	-	14,250
42350 JAIL FEES GENERAL SESSIO	200,000	-	200,000
42380 DUI TREATMENT FINES	20,000	-	20,000
42390 DATA ENTRY FEE-GENERAL S	63,000	-	63,000
42392 GEN SESSIONS VICTIM ASSE	50,000	-	50,000
42410 FINES	1,700	-	1,700
42420 OFFICERS COSTS	15,000	-	15,000
42450 JAIL FEES	63,000	-	63,000
42490 DATA ENTRY FEE-JUVENILE	10,250	-	10,250
42520 OFFICERS COSTS	35,000	-	35,000
42530 DATA ENTRY FEE -CHANCERY	5,000	-	5,000
42610 FINES	1,000	-	1,000
42641 DRUG COURT FEES	30,000	-	30,000
42910 PROCEEDS-CONFISCATED PROPERTY	3,525	-	3,525
42990 OTHER FINES/FORFEITS/PEN	18,300	-	18,300
Total Fines, Forfeitures & Penalties	**970,200**	**-**	**970,200**
Charges for Current Services			
43120 PATIENT CHARGES	6,900,000		6,900,000
43140 ZONING STUDIES	4,500	-	4,500
43190 OTHER GENERAL SERVICE CH	55,000	-	55,000
43340 RECREATION FEES	17,000	-	17,000

43350 COPY FEES	9,200	-	9,200	
43365 ARCHIVE & RECORD MANAGEM	475,500	-	475,500	
43366 GREENBELT LATE APPLICATI	-	-	-	
43370 TELEPHONE COMMISSIONS	387,000	-	387,000	
43380 VENDING MACHINE COLLECTI	68,000	-	68,000	
43392 DATA PROCESSING FEES -RE	80,000	-	80,000	
43393 PROBATION FEES	27,000	-	27,000	
43394 DATA PROCESSING FEES - S	30,000	-	30,000	
43395 SEXUAL OFFENDER FEE - SH	18,000	-	18,000	
43396 DATA PROCESSING FEE-COUN	30,000	-	30,000	
43990 OTHER CHARGES FOR SERVIC	4,200	-	4,200	
Total Charges for Current Services	**8,105,400**	**-**	**8,105,400**	
Other Local Revenues				
44110 INTEREST EARNED	100,000	-	100,000	
44120 LEASE/RENTALS	594,458	-	594,458	
44140 SALE OF MAPS	3,000	-	3,000	
44145 SALE OF RECYCLED MATERIA	-	-	-	
44170 MISCELLANEOUS REFUNDS	341,804	-	341,804	
44530 SALE OF EQUIPMENT	27,305	-	27,305	
44990 OTHER LOCAL REVENUES	460,855	-	460,855	
Total Other Local Revenues	**1,527,422**	**-**	**1,527,422**	
Fees Received from County Officials				
45510 COUNTY CLERK	2,100,000	-	2,100,000	
45520 CIRCUIT COURT CLERK	680,000	-	680,000	
45540 GENERAL SESSIONS COURT C	1,700,000	-	1,700,000	
45550 CLERK & MASTER	425,000	-	425,000	
45560 JUVENILE COURT CLERK	200,000	-	200,000	
45580 REGISTER	1,000,000	-	1,000,000	
45590 SHERIFF	70,000	-	70,000	
45610 TRUSTEE	4,000,000	-	4,000,000	
Total Fees Received from County Officials	**10,175,000**	**-**	**10,175,000**	
State of Tennessee				
46110 JUVENILE SERVICES PROGRA	580,011	-	580,011	
46190 OTHER GENERAL GOVERNMENT GRANT	-	-	-	
46210 LAW ENFORCEMENT TRAINING	121,200	-	121,200	
46290 OTHER PUBLIC SAFETY GRANT	1,700	-	1,700	
46390 OTHER HEALTH & WELFARE G	149,000	-	149,000	
46490 OTHER PUBLIC SAFETY GRANTS	23,380	-	23,380	
46430 LITTER PROGRAM	91,300	-	91,300	
46810 FLOOD CONTROL	500	-	500	
46830 BEER TAX	18,000	-	18,000	
46835 VEHICLE CERTIFICATE OF T	27,000	-	27,000	
46840 ALCOHOLIC BEVERAGE TAX	250,000	-	250,000	
46851 STATE REVENUE SHARING -	1,828,069	-	1,828,069	
46852 REVENUE SHARING-TELECOM	200,000	-	200,000	
46880 BOARD OF JURORS	-	-	-	
46890 PRISONER TRANSPORTATION	15,000	-	15,000	
46915 CONTRACTED PRISONER BOAR	260,000	-	260,000	
46960 REGISTRAR'S SALARY SUPPL	15,164	-	15,164	
46980 OTHER STATE GRANTS	5,027,844	-	5,027,844	
46990 OTHER STATE REVENUES	88,561	-	88,561	
Total State of Tennessee	***8,696,729***	***-***	***8,696,729***	
Federal Revenues				
47235 HOMELAND SECURITY GRANTS	215,089	-	215,089	
47590 OTHER FEDERAL THROUGH STATE	221,491		221,491	
101-54110-00000-54-47590-G2360	***41,946***	***(20,973)***	***20,973***	***Other Federal Through State (JAG Grant)***
47700 ASSET FORFEITURE FUNDS	292,000	-	292,000	
47990 OTHER DIRECT FEDERAL REV	659,275	-	659,275	
Total Federal Revenues	**1,429,801**	**(20,973)**	**1,408,828**	
Other Governments & Citizen Groups				
48110 PRISONER BOARD	-	-	-	
48130 CONTRIBUTIONS	280,873	-	280,873	
48140 CONTRACTED SERVICES	264,000		264,000	
48610 DONATIONS	111,110		111,110	
Total Other Governments & Citizen Groups	***655,983***	***-***	***655,983***	
Non-Revenue Source				
49700 Insurance Recovery	118,903	-	118,903	

49800 Insurance Recovery	140,534	-	***140,534***
Total Non-Revenue Source	**259,437**	**-**	**259,437**
TOTAL GENERAL FUND REVENUES	**110,794,062**	**(20,973.00)**	**110,773,089**

Montgomery County Government
Schedule 1
General Fund Budget

	2022-2023 Budget as of 3/21/2023	Proposed Increase (Decrease)	2022-2023 Amended Budget	
51100 COUNTY COMMISSION	176,030		176,030	
101-51100-00000-51-51610	***61,435***	***3,361***	***64,796***	***Secretary(s)***
101-51100-00000-51-51910	***150,000***	***2,600***	***152,600***	***Board & Committee Members Fees***
101-51100-00000-51-52010	***13,003***	***1,750***	***14,753***	***Social Security***
101-51100-00000-51-52040	***8,294***	***(1,840)***	***6,454***	***State Retirement***
101-51100-00000-51-52070	***7,362***	***(4,293)***	***3,069***	***Medical Insurance***
101-51100-00000-51-52120	***3,042***	***90***	***3,132***	***Employer Medicare***
101-51100-00000-51-52170	***-***	***565***	***565***	***Retirement-Stabilization Rate***
51210 BOARD OF EQUALIZATION	11,128		11,128	
51220 BEER BOARD	5,693		5,693	
51240 OTHER BOARDS & COMMITTEE	6,890		6,890	
51300 COUNTY MAYOR	252,991		252,991	
101-51300-00000-51-51050	***121,837***	***8,910***	***130,747***	***Supervisor/Director***
101-51300-00000-51-51610	***96,605***	***2,380***	***98,985***	***Secretary(s)***
101-51300-00000-51-51620	***45,080***	***2,370***	***47,450***	***Clerical Personnel***
101-51300-00000-51-52010	***28,255***	***850***	***29,105***	***Social Security***
101-51300-00000-51-52040	***39,473***	***5,350***	***44,823***	***State Retirement***
101-51300-00000-51-52070	***57,162***	***(19,860)***	***37,302***	***Medical Insurance***
101-51300-00000-51-52120	***6,609***	***200***	***6,809***	***Employer Medicare***
101-51300-00000-51-57110	***-***	***10,000***	***10,000***	***Furniture & Fixtures***
51310 HUMAN RESOURCES	678,043		678,043	
101-51310-00000-51-51030	***75,310***	***(16,000)***	***59,310***	***Assistant(s)***
101-51310-00000-51-51050	***106,611***	***16,110***	***122,721***	***Supervisor/Director***
101-51310-00000-51-51190	***119,360***	***17,070***	***136,430***	***Accountants/Bookkeepers***
101-51310-00000-51-51620	***134,187***	***-***	***134,187***	***Clerical Personnel***
101-51310-00000-51-51890	***119,945***	***(4,000)***	***115,945***	***Other Salaries & Wages***
101-51310-00000-51-52010	***35,386***	***-***	***35,386***	***Social Security***
101-51310-00000-51-52040	***51,500***		***51,500***	***State Retirement***
101-51310-00000-51-52070	***109,897***	***(13,180)***	***96,717***	***Medical Insurance***
101-51310-00000-51-52120	***8,277***		***8,277***	***Employer Medicare***
101-51310-00000-51-52170	***5,740***		***5,740***	***Retirement-Stabilization Rate***
51400 COUNTY ATTORNEY	261,737		261,737	
51500 ELECTION COMMISSION	1,701,782		1,701,782	
101-51500-00000-51-51620	***216,200***	***33,020***	***249,220***	***Clerical Personnel***
101-51500-00000-51-51930	***220,000***	***(33,020)***	***186,980***	***Election Workers***
101-51500-00000-51-52040	***40,021***	***5,200***	***45,221***	***State Retirement***
101-51500-00000-51-52170	***970***	***205***	***1,175***	***Retirement-Stabilization Rate***
51600 REGISTER OF DEEDS	273,327		273,327	
101-51600-00000-51-51060	***272,595***	***19,650***	***292,245***	***Deputies***
101-51600-00000-51-52010	***23,499***	***825***	***24,324***	***Social Security***
101-51600-00000-51-52040	***46,844***	***(1,500)***	***45,344***	***State Retirement***
101-51600-00000-51-52070	***46,448***	***10,500***	***56,948***	***Medical Insurance***
101-51600-00000-51-52120	***5,496***	***300***	***5,796***	***Employer Medicare***
101-51600-00000-51-52170	***1,562***	***1,700***	***3,262***	***Retirement-Stabilization Rate***
51720 PLANNING	-		-	
101-51720-00000-51-53160	***459,283***	***30,000***	***489,283***	***Contributions***
51730 BUILDING	136,685	-	136,685	
101-51730-00000-51-51030	***59,157***	***3,745***	***62,902***	***Assistant(s)***
101-51730-00000-51-51050	***111,053***	***10,926***	***121,979***	***Supervisor/Director***
101-51730-00000-51-51890	***243,638***	***15,840***	***259,478***	***Other Salaries & Wages***
101-51730-00000-51-52010	***24,526***	***1,760***	***26,286***	***Social Security***
101-51730-00000-51-52040	***46,963***	***3,670***	***50,633***	***State Retirement***
101-51730-00000-51-52120	***5,736***	***412***	***6,148***	***Employer Medicare***
101-51730-00000-51-52170	***2,171***	***120***	***2,291***	***Retirement-Stabilization Rate***
51750 CODES COMPLIANCE	76,016		76,016	
101-51750-00000-51-51030	***586,064***	***39,150***	***625,214***	***Assistant(s)***
101-51750-00000-51-51050	***110,779***	***6,543***	***117,322***	***Supervisor/Director***
101-51750-00000-51-51620	***128,657***	***13,660***	***142,317***	***Clerical Personnel***
101-51750-00000-51-52010	***47,926***	***3,700***	***51,626***	***Social Security***
101-51750-00000-51-52040	***101,819***	***4,300***	***106,119***	***State Retirement***
101-51750-00000-51-52070	***183,266***	***(5,800)***	***177,466***	***Medical Insurance***
101-51750-00000-51-52120	***11,209***	***910***	***12,119***	***Employer Medicare***
101-51750-00000-51-52170	***2,346***	***900***	***3,246***	***Retirement-Stabilization Rate***
51760 GEOGRAPHICAL INFO SYSTEM	545,215		545,215	

51800 COUNTY BUILDINGS	202,890		202,890	
101-51800-00000-51-51050-P0029	***54,605***	***675***	***55,280***	***Supervisor/Director***
101-51800-00000-51-51670-P0029	***140,268***	***14,610***	***154,878***	***Maintenance Personnel***
101-51800-00000-51-51870-P0029	***2,708***	***5,040***	***7,748***	***Overtime Pay***
101-51800-00000-51-52010-P0029	***11,510***	***1,750***	***13,260***	***Social Security***
101-51800-00000-51-52040-P0029	***17,394***	***2,150***	***19,544***	***State Retirement***
101-51800-00000-51-52070-P0029	***46,733***	***(5,000)***	***41,733***	***Medical Insurance***
101-51800-00000-51-52120-P0029	***2,692***	***410***	***3,102***	***Employer Medicare***
101-51800-00000-51-52170-P0029	***2,295***	***315***	***2,610***	***Retirement-Stabilization Rate***
51810 FACILITIES	2,190,255		2,190,255	
101-51810-00000-51-51030	***52,574***	***1,560***	***54,134***	***Assistant(s)***
101-51810-00000-51-51050	***153,694***	***36,500***	***190,194***	***Supervisor/Director***
101-51810-00000-51-51610	***60,267***	***2,860***	***63,127***	***Secretary(s)***
101-51810-00000-51-51660	***416,487***	***19,750***	***436,237***	***Custodial Personnel***
101-51810-00000-51-51670	***572,796***	***33,420***	***606,216***	***Maintenance Personnel***
101-51810-00000-51-51870	***15,154***		***15,154***	***Overtime Pay***
101-51810-00000-51-52010	***75,188***	***6,520***	***81,708***	***Social Security***
101-51810-00000-51-52040	***127,094***	***20,018***	***147,112***	***State Retiremente***
101-51810-00000-51-52120	***17,585***	***1,530***	***19,115***	***Employer Medicare***
101-51810-00000-51-52170	***8,549***	***700***	***9,249***	***Retirement-Stabilization Rate***
51900 OTHER GENERAL ADMINISTRA	1,265,698		1,265,698	
101-51900-00000-51-51050-P0004	***80,769***	***13,820***	***94,589***	***Supervisor/Director***
101-51900-00000-51-52010-P0004	***4,685***	***824***	***5,509***	***Social Security***
101-51900-00000-51-52040-P0004	***10,904***	***1,870***	***12,774***	***State Retirement***
101-51900-00000-51-52120-P0004	***1,095***	***200***	***1,295***	***Employer Medicare***
51910 ARCHIVES	223,267		223,267	
101-51910-00000-51-51050	***72,900***	***4,225***	***77,125***	***Supervisor/Director***
101-51910-00000-51-51620	***173,024***	***-***	***173,024***	***Clerical Personnel***
101-51910-00000-51-52040	***22,905***	***100***	***23,005***	***State Retirement***
101-51910-00000-51-52070	***49,009***	***(4,325)***	***44,684***	***Medical Insurance***
52100 ACCOUNTS & BUDGETS	733,586		733,586	
101-52100-00000-52-51620	***45,399***	***2,835***	***48,234***	***Clerical Personnel***
101-52100-00000-52-51690	***9,963***	***3,050***	***13,013***	***Part-Time Personnel***
101-52100-00000-52-52040	***73,554***	***1,750***	***75,304***	***State Retirement***
101-52100-00000-52-52070	***98,302***	***(7,635)***	***90,667***	***Medical Insurance***
52200 PURCHASING	81,358		81,358	
101-52200-00000-52-51010	***93,900***	***7,365***	***101,265***	***County Official/Admin Officer***
101-52200-00000-52-51220	***59,157***	***4,380***	***63,537***	***Purchasing Personnel***
101-52200-00000-52-51620	***77,726***	***5,380***	***83,106***	***Clerical Personnel***
101-52200-00000-52-51890	***31,724***	***2,045***	***33,769***	***Other Salaries & Wages***
101-52200-00000-52-52010	***15,780***	***980***	***16,760***	***Social Security***
101-52200-00000-52-52040	***31,550***	***2,305***	***33,855***	***State Retirement***
101-52200-00000-52-52060	***250***	***5***	***255***	***Life Insurance***
101-52200-00000-52-52070	***21,802***	***15,847***	***37,649***	***Medical Insurance***
101-52200-00000-52-52120	***3,691***	***250***	***3,941***	***Employer Medicare***
101-52200-00000-52-52170	***948***	***80***	***1,028***	***Retirement-Stabilization Rate***
101-52200-00000-52-54990	***7,415***	***(3,315)***	***4,100***	***Other Supplies & Materials***
101-52200-00000-52-57990	***17,000***	***3,800***	***20,800***	***Other Capital Outlay***
101-52200-00000-52-57180	***24,213***	***95***	***24,308***	***Motor Vehicles***
52300 PROPERTY ASSESSOR'S OFFICE	1,137,449	-	1,137,449	
101-52300-00000-52-51060	***1,074,614***	***-***	***1,074,614***	***Deputies***
101-52300-00000-52-51620	***54,030***	***-***	***54,030***	***Clerical Personnel***
101-52300-00000-52-51870	***7,000***	***1,500***	***8,500***	***Overtime Pay***
101-52300-00000-52-52010	***75,175***	***-***	***75,175***	***Social Security***
101-52300-00000-52-52070	***134,251***	***(2,000)***	***132,251***	***Medical Insurance***
101-52300-00000-52-52120	***17,582***	***-***	***17,582***	***Employer Medicare***
101-52300-00000-52-52170	***9,227***	***500***	***9,727***	***Retirement-Stabilization Rate***
52400 COUNTY TRUSTEES OFFICE	308,075		308,075	
101-52400-00000-52-51050	***82,841***	***11,510***	***94,351***	***Supervisor/Director***
101-52400-00000-52-51060	***259,260***	***28,800***	***288,060***	***Deputies***
101-52400-00000-52-51190	***59,919***	***-***	***59,919***	***Accountants/Bookkeepers***
101-52400-00000-52-52010	***31,930***	***1,500***	***33,430***	***Social Security***
101-52400-00000-52-52040	***49,874***	***1,000***	***50,874***	***State Retirement***
101-52400-00000-52-52070	***125,507***	***(35,000)***	***90,507***	***Medical Insurance***
101-52400-00000-52-52120	***7,469***	***300***	***7,769***	***Employer Medicare***
101-52400-00000-52-52170	***3,896***	***2,000***	***5,896***	***Retirement-Stabilization Rate***
52500 COUNTY CLERK'S OFFICE	469,082		469,082	
101-52500-00000-52-51050	***171,987***	***14,060***	***186,047***	***Supervisor/Director***
101-52500-00000-52-51060	***1,795,466***	***46,892***	***1,842,358***	***Deputies***
101-52500-00000-52-51690	***120,273***	***9,000***	***129,273***	***Part-Time Personnel***
101-52500-00000-52-52010	***127,482***	***4,350***	***131,832***	***Social Security***
101-52500-00000-52-52040	***251,855***	***-***	***251,855***	***State Retirement***
101-52500-00000-52-52070	***575,356***	***(37,500)***	***537,856***	***Medical Insurance***

101-52500-00000-52-52120	***29,818***	***1,500***	***31,318***	***Employer Medicare***
101-52500-00000-52-52170	***10,280***	***2,600***	***12,880***	***Retirement-Stabilization Rate***
52600 INFORMATION SYSTEMS	3,111,043		3,111,043	
101-52600-00000-52-51050	***121,837***	***2,425***	***124,262***	***Supervisor/Director***
101-52600-00000-52-51200	***593,280***	***9,100***	***602,380***	***Computer Programmer(s)***
101-52600-00000-52-51210	***594,758***	***(28,395)***	***566,363***	***Data Processing Personnel***
101-52600-00000-52-51610	***60,035***	***2,870***	***62,905***	***Secretary(s)***
101-52600-00000-52-51690	***22,758***	***14,000***	***36,758***	***Part-Time Personnel***
52900 OTHER FINANCE	71,849		71,849	
53100 CIRCUIT COURT	458,453		458,453	
101-53100-00000-53-51030	***177,910***	***9,135***	***187,045***	***Assistant(s)***
101-53100-00000-53-51050	***332,211***	***18,800***	***351,011***	***Supervisor/Director***
101-53100-00000-53-51060	***2,010,992***	***125,650***	***2,136,642***	***Deputies***
101-53100-00000-53-51190	***104,520***	***20,690***	***125,210***	***Accountants/Bookkeepers***
101-53100-00000-53-52010	***160,700***	***11,000***	***171,700***	***Social Security***
101-53100-00000-53-52040	***298,723***	***15,000***	***313,723***	***State Retirement***
101-53100-00000-53-52070	***670,824***	***(55,000)***	***615,824***	***Medical Insurance***
101-53100-00000-53-52120	***37,584***	***3,000***	***40,584***	***Employer Medicare***
101-53100-00000-53-52170	***18,431***	***2,000***	***20,431***	***Retirement-Stabilization Rate***
101-53100-00000-53-54990	***12,700***	***1,500***	***14,200***	***Other Supplies & Materials***
53300 GENERAL SESSIONS COURT	625,787		625,787	
101-53300-00000-53-52040	***54,547***	***(270)***	***54,277***	***State Retirement***
101-53300-00000-53-52120	***7,865***	***10***	***7,875***	***Employer Medicare***
101-53300-00000-53-52170	***4,901***	***260***	***5,161***	***Retirement-Stabilization Rate***
53330 DRUG COURT	98,041		98,041	
53400 CHANCERY COURT	41,401		41,401	
101-53400-00000-53-51010	***121,837***	***1,020***	***122,857***	***County Official/Admin Officer***
101-53400-00000-53-51060	***442,058***	***35,650***	***477,708***	***Deputies***
101-53400-00000-53-52010	***32,897***	***3,000***	***35,897***	***Social Security***
101-53400-00000-53-52040	***66,878***	***3,000***	***69,878***	***State Retirement***
101-53400-00000-53-52070	***135,190***	***(18,000)***	***117,190***	***Medical Insurance***
101-53400-00000-53-52120	***7,696***	***850***	***8,546***	***Employer Medicare***
101-53400-00000-53-52170	***2,518***	***200***	***2,718***	***Retirement-Stabilization Rate***
53500 JUVENILE COURT	459,091		459,091	
101-53500-00000-53-51020	***184,320***	***8,741***	***193,061***	***Judge(s)***
101-53500-00000-53-51050	***81,693***	***14,950***	***96,643***	***Supervisor/Director***
101-53500-00000-53-51110	***285,339***	***3,930***	***289,269***	***Probation Officer(s)***
101-53500-00000-53-51120	***377,371***	***83,670***	***461,041***	***Youth Services Officer(s)***
101-53500-00000-53-51620	***80,359***	***6,510***	***86,869***	***Clerical Personnel***
101-53500-00000-53-51870	***-***	***6,500***	***6,500***	***Overtime Pay***
101-53500-00000-53-52010	***59,986***	***7,000***	***66,986***	***Social Security***
101-53500-00000-53-52040	***114,321***	***15,000***	***129,321***	***State Retirement***
101-53500-00000-53-52060	***824***	***25***	***849***	***Life Insurance***
101-53500-00000-53-52070	***152,395***	***(6,000)***	***146,395***	***Medical Insurance***
101-53500-00000-53-52120	***14,031***	***1,850***	***15,881***	***Employer Medicare***
101-53500-00000-53-52170	***5,339***	***750***	***6,089***	***Retirement-Stabilization Rate***
53600 DISTRICT ATTORNEY GENERAL	91,775	-	91,775	
53610 OFFICE OF PUBLIC DEFENDER	7,313	-	7,313	
53700 JUDICIAL COMMISSIONERS	45,349	-	45,349	
101-53700-00000-53-51690	***100,993***	***(18,000)***	***82,993***	***Part-Time Personnel***
101-53700-00000-53-51890	***159,715***	***20,800***	***180,515***	***Other Salaries & Wages***
101-53700-00000-53-52040	***22,960***	***2,000***	***24,960***	***State Retirement***
101-53700-00000-53-52120	***3,877***	***100***	***3,977***	***Employer Medicare***
53800 VETERANS' TREATMENT COURT	157,975	-	157,975	
101-53800-00000-53-51050	***70,161***	***9,440***	***79,601***	***Supervisor/Director***
101-53800-00000-53-51120	***140,022***	***16,530***	***156,552***	***Youth Services Officer(s)***
101-53800-00000-53-51620	***32,292***	***10,035***	***42,327***	***Clerical Personnel***
101-53800-00000-53-52010	***14,733***	***2,300***	***17,033***	***Social Security***
101-53800-00000-53-52040	***23,159***	***2,470***	***25,629***	***State Retirement***
101-53800-00000-53-52120	***3,446***	***600***	***4,046***	***Employer Medicare***
101-53800-00000-53-52170	***1,822***	***1,150***	***2,972***	***Retirement-Stabilization Rate***
53900 OTHER ADMINISTRATION/ JU	441,704	-	441,704	
101-53900-00000-53-51050-P0054	***75,555***	***4,540***	***80,095***	***Supervisor/Director***
101-53900-00000-53-52010-P0054	***4,577***	***280***	***4,857***	***Social Security***
101-53900-00000-53-52040-P0054	***10,200***	***895***	***11,095***	***State Retirement***
101-53900-00000-53-52120-P0054	***1,071***	***70***	***1,141***	***Employer Medicare***
53910 ADULT PROBATION SERVICES	510,228	-	510,228	
101-53910-00000-53-51030	***32,353***	***2,350***	***34,703***	***Assistant(s)***
101-53910-00000-53-51050	***92,125***	***12,750***	***104,875***	***Supervisor/Director***
101-53910-00000-53-51110	***334,524***	***(39,325)***	***295,199***	***Probation Officer(s)***
101-53910-00000-53-51620	***34,582***	***5,970***	***40,552***	***Clerical Personnel***
101-53910-00000-53-51870	***-***	***4,500***	***4,500***	***Overtime Pay***
101-53910-00000-53-51890	***336,988***	***13,755***	***350,743***	***Other Salaries & Wages***

54110 SHERIFF'S DEPARTMENT	6,039,746	-	6,039,746	
101-54110-00000-54-51030	***342,197***	***11,157***	***353,354***	***Assistant(s)***
101-54110-00000-54-51050	***278,329***	***24,375***	***302,704***	***Supervisor/Director***
101-54110-00000-54-51060	***5,096,611***	***875,000***	***5,971,611***	***Deputies***
101-54110-00000-54-51080	***1,202,491***	***110,465***	***1,312,956***	***Investigators***
101-54110-00000-54-51090	***339,648***	***51,062***	***390,710***	***Captains***
101-54110-00000-54-51100	***380,992***	***18,700***	***399,692***	***Lieutenants***
101-54110-00000-54-51150	***1,183,417***	***750***	***1,184,167***	***Sergeants***
101-54110-00000-54-51620	***362,317***	***30,121***	***392,438***	***Clerical Personnel***
101-54110-00000-54-51870	***240,872***	***200,000***	***440,872***	***Overtime Pay***
101-54110-00000-54-52010	***559,810***	***65,900***	***625,710***	***Social Security***
101-54110-00000-54-52040	***1,308,352***	***64,250***	***1,372,602***	***State Retirement***
101-54110-00000-54-52120	***130,926***	***12,200***	***143,126***	***Employer Medicare***
101-54110-00000-54-52170	***44,295***	***8,050***	***52,345***	***Retirement-Stabilization Rate***
101-54110-00000-54-53070-G2260	***12,522***	***5,000***	***17,522***	***Communication***
101-54110-00000-54-57080-G2260	***5,000***	***(5,000)***	***-***	***Communication Equipment***
101-54110-00000-54-53070-G2360	***41,946***	***(20,973)***	***20,973***	***Communication (JAG Grant)***
54120 SPECIAL PATROLS	305,867	-	305,867	
101-54120-00000-54-51060-00076	***2,397,708***	***277,600***	***2,675,308***	***Deputies***
101-54120-00000-54-51100-00076	***76,259***	***6,240***	***82,499***	***Lieutenants***
101-54120-00000-54-51150-00076	***330,158***	***8,990***	***339,148***	***Sergeants***
101-54120-00000-54-52010-00076	***165,190***	***15,965***	***181,155***	***Social Security***
101-54120-00000-54-52040-00076	***328,165***	***39,560***	***367,725***	***State Retirement***
101-54120-00000-54-52070-00076	***663,431***	***(75,000)***	***588,431***	***Medical Insurance***
101-54120-00000-54-52120-00076	***38,634***	***3,865***	***42,499***	***Employer Medicare***
101-54120-00000-54-52170-00076	***25,191***	***400***	***25,591***	***Retirement-Stabilization Rate***
101-54120-00000-54-51060-05153	***69,277***	***3,412***	***72,689***	***Deputies***
101-54120-00000-54-52010-05153	***3,961***	***200***	***4,161***	***Social Security***
101-54120-00000-54-52040-05153	***11,777***	***581***	***12,358***	***State Retirement***
101-54120-00000-54-52120-05153	***927***	***46***	***973***	***Employer Medicare***
54150 DRUG ENFORCEMENT	70,166		70,166	
54160 SEXUAL OFFENDER REGISTRY	14,000	-	14,000	
54210 JAIL	6,227,187	-	6,227,187	
101-54210-00000-54-51030	***107,138***	***11,380***	***118,518***	***Assistant(s)***
101-54210-00000-54-51050	***90,114***	***9,410***	***99,524***	***Supervisor/Director***
101-54210-00000-54-51060	***6,108,002***	***(475,000)***	***5,633,002***	***Deputies***
101-54210-00000-54-51090	***88,955***	***7,230***	***96,185***	***Captains***
101-54210-00000-54-51100	***152,317***	***8,710***	***161,027***	***Lieutenants***
101-54210-00000-54-51150	***702,416***	***8,100***	***710,516***	***Sergeants***
101-54210-00000-54-51190	***39,680***	***(2,900)***	***36,780***	***Accountants/Bookkeepers***
101-54210-00000-54-51620	***845,998***	***37,825***	***883,823***	***Clerical Personnel***
101-54210-00000-54-51670	***245,292***	***23,200***	***268,492***	***Maintenance Personnel***
101-54210-00000-54-51870	***255,000***	***450,000***	***705,000***	***Overtime Pay***
101-54210-00000-54-52010	***513,125***	***-***	***513,125***	***Social Security***
101-54210-00000-54-52040	***969,137***	***-***	***969,137***	***State Retirement***
101-54210-00000-54-52070	***1,653,826***	***(125,000)***	***1,528,826***	***Medical Insurance***
101-54210-00000-54-52120	***120,007***	***25,000***	***145,007***	***Employer Medicare***
101-54210-00000-54-52170	***81,155***	***2,000***	***83,155***	***Retirement-Stabilization Rate***
54220 WORKHOUSE	751,482	-	751,482	
101-54220-00000-54-51060	***897,386***	***(83,890)***	***813,496***	***Deputies***
101-54220-00000-54-51150	***70,287***	***3,890***	***74,177***	***Sergeants***
101-54220-00000-54-51870	***30,600***	***80,000***	***110,600***	***Overtime Pay***
101-54220-00000-54-52010	***58,918***	***-***	***58,918***	***Social Security***
101-54220-00000-54-52040	***125,959***	***-***	***125,959***	***State Retirement***
101-54220-00000-54-52070	***220,679***	***-***	***220,679***	***Medical Insurance***
101-54220-00000-54-52120	***1,378***	***-***	***1,378***	***Employer Medicare***
101-54220-00000-54-52170	***7,595***	***-***	***7,595***	***Retirement-Stabilization Rate***
54230 COMMUNITY CORRECTIONS	49,594	-	49,594	
101-54230-00000-54-51050-G5156	***106,084***	***-***	***106,084***	***Supervisor/Director***
101-54230-00000-54-51110-G5156	***320,804***	***1,250***	***322,054***	***Probation Officer(s)***
101-54230-00000-54-51110-G5156	***22,796***	***-***	***22,796***	***Secretary(s)***
101-54230-00000-54-52010-G5156	***25,318***	***120***	***25,438***	***Social Security***
101-54230-00000-54-52040-G5156	***49,755***	***245***	***50,000***	***State Retirement***
101-54230-00000-54-52070-G5156	***73,655***	***-***	***73,655***	***Medical Insurance***
101-54230-00000-54-52120-G5156	***5,925***	***25***	***5,950***	***Employer Medicare***
101-54230-00000-54-52170-G5156	***1,942***	***25***	***1,967***	***Retirement-Stabilization Rate***
101-54230-00000-54-53550-G5156	***4,000***	***(2,000)***	***2,000***	***Travel***
101-54230-00000-54-53560-G5156	***1,000***	***2,000***	***3,000***	***Tuition***
54240 JUVENILE SERVICES	19,163	-	19,163	
101-54240-00000-54-51050-05253	***70,097***	***11,960***	***82,057***	***Supervisor/Director***
101-54240-00000-54-51310-05253	***88,963***	***12,640***	***101,603***	***Medical Personnel***
101-54240-00000-54-52010-05253	***9,027***	***1,600***	***10,627***	***Social Security***
101-54240-00000-54-52040-05253	***19,102***	***2,550***	***21,652***	***State Retirement***

101-54240-00000-54-52070-05253	***49,008***	***(4,000)***	***45,008***	***Medical Insurance***
101-54240-00000-54-52120-05253	***2,111***	***375***	***2,486***	***Employer Medicare***
101-54240-00000-54-52170-05253	***578***	***(200)***	***378***	***Retirement-Stabilization Rate***
101-54240-00000-54-51110-G5234	***46,674***	***5,388***	***52,062***	***Probation Officer(s)***
101-54240-00000-54-52010-G5234	***2,844***	***311***	***3,155***	***Social Security***
101-54240-00000-54-52040-G5234	***3,524***	***431***	***3,955***	***State Retirement***
101-54240-00000-54-52070-G5234	***5,348***	***2,014***	***7,362***	***Medical Insurance***
101-54240-00000-54-52120-G5234	***665***	***80***	***745***	***Employer Medicare***
101-54240-00000-54-52170-G5234	***677***	***75***	***752***	***Retirement-Stabilization Rate***
101-54240-00000-54-53990-05253	***2,000***	***1,250***	***3,250***	***Donation***
101-54240-00000-54-54990-05253	***1,100***	***1,250***	***2,350***	***Donation***
54310 FIRE PREVENTION & CONTRO	532,436	-	532,436	
101-54310-00000-54-51890	***111,868***	***17,740***	***129,608***	***Other Salaries & Wages***
101-54310-00000-54-52010	***21,678***	***1,200***	***22,878***	***Social Security***
101-54310-00000-54-52040	***8,447***	***1,350***	***9,797***	***State Retirement***
101-54310-00000-54-52120	***5,070***	***260***	***5,330***	***Employer Medicare***
101-54310-00000-54-52170	***1,623***	***260***	***1,883***	***Retirement-Stabilization Rate***
54410 EMERGENCY MANAGEMENT	627,293	-	627,293	
54490 OTHER EMERGENCY MANAGEMENT	131,541	-	131,541	
54610 COUNTY CORONER / MED EXA	510,000	-	510,000	
55110 HEALTH DEPARTMENT	283,363	-	283,363	
55120 RABIES & ANIMAL CONTROL	1,782,524	-	1,782,524	
55130 AMBULANCE SERVICE	2,262,377	-	2,262,377	
101-55130-00000-55-51030	***225,344***	***12,572***	***237,916***	***Assistant(s)***
101-55130-00000-55-51050	***130,038***	***13,116***	***143,154***	***Supervisor/Director***
101-55130-00000-55-51090	***367,669***	***44,435***	***412,104***	***Captains***
101-55130-00000-55-51100	***809,782***	***60,530***	***870,312***	***Lieutenants***
101-55130-00000-55-51190	***192,654***	***16,460***	***209,114***	***Accountants/Bookkeepers***
101-55130-00000-55-51310	***7,729,573***	***(100,000)***	***7,629,573***	***Medical Personnel***
101-55130-00000-55-51690	***259,584***	***(100,000)***	***159,584***	***Part-Time Personnel***
101-55130-00000-55-51870	***325,000***	***-***	***325,000***	***Overtime Pay***
101-55130-00000-55-51890	***51,645***	***6,006***	***57,651***	***Other Salaries & Wages***
101-55130-00000-55-52010	***598,145***	***-***	***598,145***	***Social Security***
101-55130-00000-55-52040	***1,080,928***	***30,000***	***1,110,928***	***State Retirement***
101-55130-00000-55-52070	***1,300,000***	***59,000***	***1,359,000***	***Medical Insurance***
101-55130-00000-55-52120	***139,889***	***-***	***139,889***	***Employer Medicare***
101-55130-00000-55-52170	***62,875***	***-***	***62,875***	***Retirement-Stabilization Rate***
55190 OTHER LOCAL HLTH SRVCS	2,278,308	-	2,278,308	
101-55190-00000-55-51310-G5225	***721,601***	***(1,250)***	***720,351***	***Medical Personnel***
101-55190-00000-55-51630-G5225	***34,891***	***1,250***	***36,141***	***Aides***
101-55190-00000-55-54150-G5225	***11,600***	***2,400***	***14,000***	***Electricity***
101-55190-00000-55-54340-G5225	***1,300***	***(1,300)***	***-***	***Natural Gas***
101-55190-00000-55-54540-G5225	***1,000***	***(1,000)***	***-***	***Water & Sewer***
101-55190-00000-55-55060-G5225	***45,000***			***Liability Insurance***
55390 APPROPRIATION TO STATE	156,123	-	156,123	
55590 OTHER LOCAL WELFARE SERV	20,825	-	20,825	
55900 OTHER PUBLIC HEALTH & WE	25,000	-	25,000	
56500 LIBRARIES	2,271,380	-	2,271,380	
56700 PARKS & FAIR BOARDS	1,896,447	-	1,896,447	
101-56700-00000-56-51030	***80,769***	***-***	***80,769***	***Assistant(s)***
101-56700-00000-56-51050	***89,868***	***16,425***	***106,293***	***Supervisor/Director***
101-56700-00000-56-51620	***117,633***	***(27,090)***	***90,543***	***Clerical Personnel***
101-56700-00000-56-51620-P0015	***103,899***	***11,710***	***115,609***	***Clerical Personnel***
101-56700-00000-56-51670	***654,999***	***(60,000)***	***594,999***	***Maintenance Personnel***
101-56700-00000-56-51870	***-***	***7,000***	***7,000***	***Overtime Pay***
101-56700-00000-56-51890	***177,645***	***50,000***	***227,645***	***Other Salaries & Wages***
101-56700-00000-56-52010-P0015	***6,101***	***710***	***6,811***	***Social Security***
101-56700-00000-56-52040-P0015	***7,845***	***900***	***8,745***	***State Retirement***
101-56700-00000-56-52120-P0015	***1,427***	***170***	***1,597***	***Employer Medicare***
101-56700-00000-56-52170-P0015	***1,507***	***175***	***1,682***	***Retirement-Stabilization Rate***
56900 OTHER SOCIAL, CULTURAL &	9,748	-	9,748	
57100 AGRICULTURAL EXTENSION S	481,402	-	481,402	
57300 FOREST SERVICE	2,000	-	2,000	
57500 SOIL CONSERVATION	19,235	-	19,235	
101-57500-00000-57-51610	***38,734***	***2,785***	***41,519***	***Secretary(s)***
101-57500-00000-57-52010	***2,129***	***145***	***2,274***	***Social Security***
101-57500-00000-57-52040	***2,925***	***200***	***3,125***	***State Retirement***
101-57500-00000-57-52120	***498***	***36***	***534***	***Employer Medicare***
101-57500-00000-57-52170	***562***	***40***	***602***	***Retirement-Stabilization Rate***
57800 STORM WATER MANAGEMENT	-	-	-	
58110 TOURISM	1,825,000	-	1,825,000	
58120 INDUSTRIAL DEVELOPMENT	2,152,625	-	2,152,625	
58220 AIRPORT	442,430	-	442,430	

58300 VETERAN'S SERVICES	77,181	-	77,181	
101-58300-00000-58-51030	***279,472***	***48,421***	***327,893***	***Assistant(s)***
101-58300-00000-58-51050	***80,767***	***7,950***	***88,717***	***Supervisor/Director***
101-58300-00000-58-51610	***109,685***	***7,910***	***117,595***	***Secretary(s)***
101-58300-00000-58-52010	***28,400***	***3,910***	***32,310***	***Social Security***
101-58300-00000-58-52040	***49,220***	***5,025***	***54,245***	***State Retirement***
101-58300-00000-58-52120	***6,642***	***915***	***7,557***	***Employer Medicare***
101-58300-00000-58-52170	***3,466***	***880***	***4,346***	***Retirement-Stabilization Rate***
58400 OTHER CHARGES	3,051,966	-	3,051,966	
58500 CONTRIBUTION TO OTHER AG	2,731,500	-	2,731,500	
58600 EMPLOYEE BENEFITS	577,000	-	577,000	
101-58600-00000-58-52990	***6,526,000***	***(2,713,510)***	***3,812,490***	***Other Fringe Benefits***
58900 MISC-CONT RESERVE	15,000	-	15,000	
64000 LITTER & TRASH COLLECTIO	183,027	-	183,027	
99100 OPERATING TRANSFERS	654,440	-	654,440	
Total General Fund Expenditures	***129,108,074***	***(19,473)***	***129,043,601***	

Montgomery County Government
Schedule 1
Highway Fund Budget

	2022-2023 Budget as of3/21/2023	*Proposed Increase (Decrease)*	*2022-2023 Amended Budget*
40110 - CURRENT PROPERTY TAX	6,168,000	-	6,168,000
40120 - TRUSTEE'S COLLECTIONS - PRIOR YEAR	108,000	-	108,000
40125 - TRUSTEES COLLECTIONS - BANKRUPTCY	3,000	-	3,000
40130 - CIRCUIT/CHANCERY COLLECTIONS - PR YR	50,000	-	50,000
40140 - INTEREST & PENALTY	41,325	-	41,325
40270 - BUSINESS TAX	120,000	-	120,000
40280 - MINERAL SEVERANCE TAX	284,440	-	284,440
40320 - BANK EXCISE TAX	28,143	-	28,143
44170 - MISCELLANEOUS REFUNDS	20,000	-	20,000
44530 - SALE OF EQUIPMENT	***73,223***	***9,370***	***82,593***
46410 - BRIDGE PROGRAM	1,447,645	-	1,447,645
46420 - STATE AID PROGRAM	400,000	-	400,000
46920 - GASOLINE & MOTOR FUEL TAX	3,912,000	-	3,912,000
46930 - PETROLEUM SPECIAL TAX	124,345	-	124,345
46980 - OTHER STATE GRANTS	280,000	-	280,000
47230 - DISASTER RELIEF	4,650	-	4,650
47590 - OTHER FEDERAL THRU STATE	-	-	-
48120 - PAVING & MAINTENANCE	-	-	-
49700 - INSURANCE RECOVERY	***3,000***	***52,780***	***55,780***
TOTAL HIGHWAY FUND REVENUES	**13,067,771**	**62,150**	**13,129,921**
Increase (Decrease) in Budgeted Fund Balance		**62,150**	

Montgomery County Government
Schedule 1
Highway Fund Budget

	2022-2023 Budget as of 3/21/2023	Proposed Increase (Decrease)	2022-2023 Amended Budget	
61000 - ADMINISTRATION	325,597	-	325,597	
131-61000-00000-61-51030	***88,220***	***7,500***	***95,720***	***Assistant(s)***
131-61000-00000-61-51190	***68,265***	***160***	***68,425***	***Accountants/Bookkeepers***
131-61000-00000-61-51610	***43,827***	***3,865***	***47,692***	***Secretary(s)***
131-61000-00000-61-51620	***83,595***	***7,380***	***90,975***	***Clerical Personnel***
131-61000-00000-61-51910	***4,800***	***4,000***	***8,800***	***Board & Committee Members Fees***
131-61000-00000-61-52010	***24,738***	***1,500***	***26,238***	***Social Security***
131-61000-00000-61-52070	***88,094***	***2,722***	***90,816***	***Medical Insurance***
131-61000-00000-61-52120	***5,788***	***300***	***6,088***	***Employer Medicare***
131-61000-00000-61-52170	***3,224***	***600***	***3,824***	***Retirement-Stabilization Rate***
62000 - HIGHWAY & BRIDGE MAINTENACE	7,522,768	-	7,522,768	
131-62000-00000-62-51410	***514,972***	***-***	***514,972***	***Foremen***
131-62000-00000-62-51420	***140,896***	***-***	***140,896***	***Mechanics***
131-62000-00000-62-51680	***44,022***	***11,085***	***55,107***	***Temporary Personnel***
131-62000-00000-62-51890	***276,303***	***25,000***	***301,303***	***Other Salaries & Wages***
131-62000-00000-62-52170	***18,252***	***1,000***	***19,252***	***Retirement-Stabilization Rate***
63100 - OPERATION & MAINT OF EQUIPMENT	1,000,283	-	1,000,283	
131-63100-00000-63-51420	***258,574***	***-***	***258,574***	***Mechanics***
131-63100-00000-63-51470	***35,273***	***2,600***	***37,873***	***Truck Drivers***
131-63100-00000-63-51620	***40,025***	***4,800***	***44,825***	***Clerical Personnel***
131-63100-00000-63-52010	***23,781***	***1,500***	***25,281***	***Social Security***
131-63100-00000-63-52070	***112,740***	***(9,850)***	***102,890***	***Medical Insurance***
131-63100-00000-63-52120	***5,562***	***250***	***5,812***	***Employer Medicare***
131-63100-00000-63-52170	***1,900***	***700***	***2,600***	***Retirement-Stabilization Rate***
63600 - TRAFFIC CONTROL	289,817	-	289,817	
131-63600-00000-63-51410	***130,238***	***11,650***	***141,888***	***Foremen***
131-63600-00000-63-51440	***166,525***	***12,700***	***179,225***	***Equipment Operators - Heavy***
131-63600-00000-63-51490	***32,681***	***24,550***	***57,231***	***Laborers***
131-63600-00000-63-52010	***19,686***	***3,500***	***23,186***	***Social Security***
131-63600-00000-63-52040	***38,228***	***5,500***	***43,728***	***State Retirement***
131-63600-00000-63-52060	***250***	***26***	***276***	***Life Insurance***
131-63600-00000-63-52070	***47,776***	***38,515***	***86,291***	***Medical Insurance***
131-63600-00000-63-52120	***4,605***	***850***	***5,455***	***Employer Medicare***
131-63600-00000-63-52170	***1,856***	***500***	***2,356***	***Retirement-Stabilization Rate***
65000 - OTHER CHARGES	629,758	-	629,758	
66000 - EMPLOYEE BENEFITS	59,000	-	59,000	
131-66000-00000-66-52990	***500,000***	***(162,903)***	***337,097***	***Other Fringe Benefits***
68000 - CAPITAL OUTLAY	6,353,752	-	6,353,752	
99100 - OPERATING TRANSFERS	-	-	-	
TOTAL HIGHWAY FUND EXPENDITURES	**19,005,671**	**-**	**19,005,671**	
Increase (Decrease) in Budgeted Fund Balance		**-**		

Montgomery County Government
Schedule 1
Risk Managment Budget

	2021-2022 Budget as of 3/21/2023	Proposed Increase (Decrease)	2021-2022 Amended Budget	
51920 Risk Management	393,189	-	393,189	
266-51920-00000-51-51050	*86,328*	*8,880*	*95,208*	*Supervisor/Director*
266-51920-00000-51-51620	*41,645*	*13,415*	*55,060*	*Clerical Personnel*
266-51920-00000-51-51890	*51,950*	*10,065*	*62,015*	*Other Salaries & Wages*
266-51920-00000-51-52010	*10,185*	*2,100*	*12,285*	*Social Security*
266-51920-00000-51-52040	*21,200*	*3,800*	*25,000*	*State Retirement*
266-51920-00000-51-52070	*51,845*	*10*	*51,855*	*Medical Insurance*
266-51920-00000-51-52120	*2,382*	*500*	*2,882*	*Employer Medicare*
266-51920-00000-51-52170	*755*	*150*	*905*	*Retirement-Stabilization Rate*
266-51920-00000-51-52990	*41,000*	*(38,920)*	*2,080*	*Other Fringe Benefits*
TOTAL CAPITAL PROJECT FUND EXPENDITURES	**393,189**	**-**	**393,189**	
Increase (Decrease) in Budgeted Fund Balance		**-**		

Estimated Fund Balance	*Beginning*		*Restated Beginning*
Restricted			-
Total Estimated Fund Balance	**-**	**-**	**-**

RESOLUTION AUTHORIZING MONTGOMERY COUNTY TO JOIN THE STATE OF TENNESSEE AND OTHER LOCAL GOVERNMENTS IN AMENDING THE TENNESSEE STATE-SUBDIVISION OPIOID ABATEMENT AGREEMENT AND APPROVING THE RELATED SETTLEMENT AGREEMENTS

WHEREAS, the opioid epidemic continues to impact communities in the United States, the State of Tennessee, and Montgomery County, Tennessee; and

WHEREAS, Montgomery County has suffered harm and will continue to suffer harm as a result of the opioid epidemic; and

WHEREAS, the State of Tennessee and some Tennessee local governments have filed lawsuits against opioid manufacturers, distributors, and retailers, including many federal lawsuits by Tennessee counties and cities that are pending in the litigation captioned in re: National Prescription Opiate Litigation, MDL No. 2804 (N.D. Ohio) (the MDL case is referred to as the "Opioid Litigation"); and

WHEREAS, Montgomery County has previously joined settlements with three pharmaceutical distributors and a manufacturer; and

WHEREAS, certain pharmaceutical manufacturers and retail pharmacy chains have proposed settlements that Montgomery County finds acceptable and in the best interest of the community; and

WHEREAS, the Tennessee legislature enacted Public Chapter No. 491 during the 2021 Regular Session of the 112th Tennessee General Assembly and was signed into law by Governor Bill Lee on May 24, 2021, which addresses the allocation of funds from certain opioid litigation settlements; and

WHEREAS, there is currently proposed legislation that would apply the statutory provisions passed in 2021 to the new manufacturer and retail pharmacy chain settlements; and

WHEREAS, the State of Tennessee, non-litigating counties, and representatives of various local governments involved in the Opioid Litigation have adopted a unified plan for the allocation and use of certain prospective settlement and bankruptcy funds from opioid related litigation ("Settlement Funds"); and

WHEREAS, the Tennessee State-Subdivision Opioid Abatement Agreement (the "Tennessee Plan"), attached hereto as "Exhibit A," sets forth the framework of a unified plan for the proposed allocation and use of the Settlement Funds; and

WHEREAS, amendments to the Tennessee Plan, attached hereto as "Exhibit B," would extend its terms to the proposed settlements, streamline accounting for certain settlement funds, and address the allocation of certain funds from a manufacturer in bankruptcy; and

WHEREAS, participation in the settlements by a large majority of Tennessee cities and counties will materially increase the amount of settlement funds that Tennessee will receive from pending proposed opioid settlements.

NOW, THEREFORE, BE IT RESOLVED, by the Montgomery County Board of Commissioners assembled in regular session on this 10th day of April 2023,

Section 1. That Montgomery County finds that the amendments to the Tennessee Plan are in the best interest of Montgomery County and its citizens because they would ensure an effective structure for the commitment of Settlement Funds to abate and seek to resolve the opioid epidemic.

Section 2. That Montgomery County hereby expresses its support for a unified plan for the allocation and use of Settlement Funds as generally described in the Tennessee Plan.

Section 3. That the Montgomery County Mayor is hereby expressly authorized to execute the amendments to the Tennessee Plan in substantially the form attached as Exhibit "B" and the County Mayor is hereby authorized to execute any formal agreements necessary to implement a unified plan for the allocation and use of Settlement Funds that is substantially consistent with the Tennessee Plan and this Resolution.

Section 4. That the Montgomery County Mayor is hereby expressly authorized to execute any formal agreement and related documents evidencing Montgomery County's agreement to the settlement of claims [and litigation] specifically related to Teva Pharmaceutical Industries, Ltd., Allergan Finance, LLC, CVS Health Corporation, Walgreen Co., Walmart, Inc., and any other settlement of opioid-related claims that Tennessee has joined.

Section 5. That the Montgomery County Mayor is authorized to take such other action as necessary and appropriate to effectuate Montgomery County's participation in the Tennessee Plan and these settlements.

Section 6. This Resolution is effective upon adoption, the welfare of Montgomery County, Tennessee requiring it.

Duly passed and approved this 10th day of April 2023.

Sponsor _____

Commissioner Autumn R S _____

Approved _____
County Mayor

Attested _____
County Clerk

Tennessee State-Subdivision Opioid Abatement Agreement

I. Definitions

For all sections of this Agreement, the definitions for terms set out in this Section I apply. The Agreement also uses additional terms that are defined in the Distributor/J&J Settlements and other agreements. In such instances, which are clearly stated, those terms are defined by those agreements.

A. "2021 Legislation." Public Chapter No. 491 passed during the 2021 Regular Session of the 112th Tennessee General Assembly and signed into law by Governor Bill Lee on May 24, 2021. For ease of reference purposes only, a copy of Public Chapter No. 491 is attached.

B. "Agreement." This document, the Tennessee State-Subdivision Opioid Abatement Agreement, a "state-subdivision opioid abatement agreement" as defined in the 2021 Legislation, Section 5(7) and Section 13(6). This Agreement is also a "State-Subdivision Agreement" as defined in the Distributor/J&J Settlement Agreements and a "Statewide Abatement Agreement" as defined in the Purdue Pharma L.P. and Mallinckrodt PLC bankruptcy plans.

C. "Distributor/J&J Settlements." The settlements consisting of the joint settlement agreement with distributors McKesson Corporation, Cardinal Health, Inc., and AmerisourceBergen Corporation and their subsidiaries and other related entities and the settlement agreement with manufacturer Johnson & Johnson, its Janssen subsidiaries and other subsidiaries and related entities. Both settlements qualify as Statewide Opioid Settlement Agreements.

D. "Joint Abatement Bankruptcy Plan." A plan confirmed in federal bankruptcy court under Title 11 of the United States Code that resolves state and subdivision claims related to the manufacture, marketing, distribution, dispensing, or sale of opioids in a manner that allocates funds for abatement jointly to the state and its subdivisions. The plans in the Purdue Pharma L.P. and Mallinckrodt PLC bankruptcy cases are examples of Joint Abatement Bankruptcy Plans.

E. "Opioid Abatement Council." The council created by the 2021 Legislation, Sections 3-9.

F. "Relevant Funds." Funds that, pursuant to a Joint Abatement Bankruptcy Plan, are allocated to the State for the claims of the State and its Subdivisions and that must be dedicated to opioid abatement programs.

G. "State." The State of Tennessee.

H. "State-Only Opioid Settlement Agreement." A settlement agreement entered into by the State and one or more entities involved in activities related to the manufacture, marketing, distribution, dispensing, or sale of opioids in which there are not provisions for Subdivision joinder.

I. "State Opioid Judgment." A judgment obtained by the State against one or more entities involved in activities related to the manufacture, marketing, distribution, dispensing, or sale of opioids.

J. "Statewide Opioid Settlement Agreement." A settlement agreement entered into by the State and one or more entities involved in activities related to the manufacture, marketing, distribution, dispensing, or sale of opioids in which subdivision claims are addressed.

K. "Statutory Bar." A law barring all subdivisions (not limited to counties and municipalities) in the state from maintaining released claims against released entities, either through a direct bar or through a grant of authority to release claims. The 2021 Legislation, Sections 10-19 establishes a grant of authority process for a statutory bar to be enacted for the entities addressed in the Distributor/J&J Settlements.

L. "Subdivision." A Tennessee county or municipality.

M. "Subdivision-Only Opioid Settlement Agreement" A settlement agreement between one or more Subdivisions and one or more entities involved in activities related to the manufacture, marketing, distribution, dispensing, or sale of opioids that does not include the State as a party.

N. "Subdivision Opioid Judgment." A judgment obtained by one or more Subdivisions against one or more entities involved in activities related to the manufacture, marketing, distribution, dispensing, or sale of opioids.

O. "Tennessee Opioid Abatement Fund." The opioid abatement trust fund established by the 2021 Legislation, Sections 1-2.

II. Interaction of this Agreement with Settlements, Bankruptcy Plans and Legislation

This Agreement replaces certain default provisions in specified State Opioid Settlement Agreements and Joint Abatement Bankruptcy Plans. Certain default provisions are also replaced by the 2021 Legislation and consent judgments will be filed for State Opioid Settlement Agreements. Thus, there will be multiple sources of authority for the application of each settlement agreement or bankruptcy plan. While parts of the 2021 Legislation are described in this Agreement, such descriptions do not supersede the statutory language, which is controlling.

III. Allocation of Funds in the Distributor/J&J Settlements

The Distributor/J&J Settlements allow for payment and allocation default provisions to be replaced by state-subdivision agreements, by statute, and other means. As referenced below, the 2021 Legislation addressed some of the default provisions in these settlements. This Agreement makes a few additional changes to the default provisions. As described below, some default provisions remain in place.

A. Allocation among three sub-funds. The Distributor/J&J Settlements initially allocate the vast majority of settlement funds among three sub-funds for each state: the "State Fund," the "Abatement Accounts Fund," and the "Subdivision Fund."[1] Subject to the terms of the specific settlement agreements and assuming full subdivision participation and maximum payments, allocation among the three Tennessee sub-funds shall remain the same as with the default provision: 15% to the State Fund, 70% to the Abatement Accounts Fund, and 15% to the Subdivision Fund.

B. Use of funds. The Distributor/J&J Settlements have provisions concerning the use of funds and those are controlling.[2] Generally they require that money from all three sub-funds be used for "Opioid Remediation" as that term is defined in those agreements. Such definitions include restitution for past abatement within the definition of remediation.

C. State Fund. The 15% State Fund shall be directed to the State's general fund unless directed to the Tennessee Opioid Abatement Fund by future legislation.

D. Abatement Accounts Fund.

1. The 70% Abatement Accounts Fund shall be directed to the Tennessee Opioid Abatement Fund.

2. The 2021 Legislation fully replaces the default provisions for the Abatement Accounts Fund.[3] Among the legislative provisions is the requirement that for the Distributor/J&J Settlements funds deposited into the Tennessee Opioid Abatement Fund, the Opioid Abatement Council shall disburse 35% of these proceeds to counties that join the settlements to be spent on opioid abatement and remediation pursuant to Subsections 6(q)-(s). 2021 Legislation Section 6(p).

3. The 2021 Legislation allows for a state-subdivision agreement to determine the metrics used in allocating certain funds among participating counties. 2021 Legislation, Section (6)(q). It is agreed that the allocation formula shall use data for fatal and non-fatal opioid overdoses, opioid sales measured by morphine milligram equivalents, and population. Details and agreed terms regarding the metrics, the updating of allocation percentages, and the initial allocation percentages for each county is set out in Exhibit A.

E. Subdivision Fund.

1. The 15% Subdivision Fund shall generally be directed to the Subdivisions participating in the Distributor/J&J Settlements pursuant to the default provisions of those agreements, including the allocation of funds for non-litigating municipalities with populations under 10,000 to their respective counties.

---

[1] "State Fund," Abatement Accounts Fund," and "Subdivision Fund" are all defined terms in the Distributor/J&J Settlement agreements. They are sub-funds of the settlements' "Settlement Fund" into which the companies make base and incentive payments pursuant to the settlement agreements.

[2] Some examples are distributor agreement Subsections V.B.1-2 and J&J agreement Subsections VI.B. 1-2.

[3] These are mainly found in distributor agreement Section V.E and J&J agreement Section VI.E.

2. The default provisions are adjusted for non-litigating municipalities in participating counties that both (1) have populations of 10,000 to 30,000 per the 2019 U.S. Census estimate and (2) have a Subdivision Fund allocation percentage less than 0.5%.[4] The allocations for such municipalities shall be directed to their respective counties if the county is a participating subdivision. (If the county is not a participating subdivision, the funds are not redirected to the county.) The reallocation for such municipalities located in multiple counties will be divided among those counties pursuant to the data used in Exhibit G of the Distributor/J&J Settlements. These redirected funds to certain counties shall be spent on future opioid abatement and shall be subject to the same statutory requirements as the Abatement Accounts Fund money the county receives from the Tennessee Opioid Abatement Fund. These redirected funds to certain counties are in addition to the funds allocated to participating counties pursuant to 2021 Legislation Section 6(p) and should not be included in calculating or disbursing the 35% amount allocated to participating counties. Such redirected funds should also not be viewed as an additional recovery by the county for purposes of calculating any contingency fees agreements.

F. Attorneys' fees and costs. The Distributor/J&J Settlements have provisions for funds dedicated to or related to attorneys' fees, costs, and/or expenses. There are also funds for states without outside counsel, identified as "Additional Restitution Funds." Such funds shall be allocated pursuant to such agreements and are not addressed by this Agreement.

IV. Allocation of Funds for other Statewide Opioid Settlement Agreements

A. Application to future settlements. To the extent allowed by such agreement and subject to IV.B.2 of this Agreement, the provisions in Section III above shall replace default provisions in, and apply to, any future Statewide Opioid Settlement Agreement in which Tennessee counties and municipalities are able to join and receive benefits, either directly or indirectly, in exchange for a release of claims.[5] Not all municipalities need to be eligible to join such a settlement for the provisions of this Section IV to apply. Indirect benefits include funds being allocated to counties and/or the Tennessee Opioid Abatement Fund.

B. Exceptions. The application of Section IV.A. is limited, as follows:

1. The directing of 35% of Abatement Funds to the counties pursuant to the 2021 Legislation Section 6(p) shall not apply to any Statewide Opioid Settlement Agreement that includes an incentive or other benefit for a Statutory Bar unless (a) Section 19 of the 2021 Legislation is amended to specifically allow a Statewide Opioid Settlement Agreement release for the settling entity or entities or (b) another statute that qualifies as a Statutory Bar for such settlement is enacted. Should such settlement become effective prior

[4] For the avoidance of doubt, a non-litigating municipality with a population between 10,000 and 30,000 that has a Subdivision Fund allocation percentage of 0.5% or greater is not affected by this subsection and receives its direct allocation from the Subdivision Fund.

[5] For the avoidance of doubt, the Section III provisions include the 15%/70%/15% allocation of settlement funds among the three sub-funds.

to the enactment of a Statutory Bar addressing claims against the settling entity or entities, 35% of the funds directed to the Tennessee Opioid Abatement Fund shall be withheld and not allocated until the earlier of (1) the enactment of such a Statutory Bar or (2) a full regular session of the Tennessee General Assembly has occurred.

2. Section IV.A shall not apply to any Statewide Opioid Settlement Agreement unless the application of this Agreement to such settlement is approved by a majority of (a) counties and (b) municipalities having a population over 30,000 after such settlement is negotiated and provided to such subdivisions. Whether there is majority approval shall be measured by population of the relevant subdivisions. Population figures shall be from the most recently published U.S. Census population figures (actual count or estimate) for a year for which data is available for both counties and municipalities.

3. Section IV.A shall not apply to any Statewide Opioid Settlement Agreement with Endo International plc. or its subsidiaries.

C. Statutory provisions. The language in this section does not address or control whether any default provisions in a Statewide Opioid Settlement Agreement are replaced by the 2021 Legislation or any other statutory provision if Section IV.A does not apply to such settlement.

V. Allocation of Funds for Opioid-Related Claims in Joint Abatement Bankruptcy Plans

A. Relevant Funds. Multiple opioid manufacturers have filed for bankruptcy in actions for which the State and many Subdivisions are creditors for opioid-related claims. These companies include Purdue and Mallinckrodt. It is anticipated that other entities involved in activities related to the manufacture, marketing, distribution, dispensing, or sale of opioids may also file for bankruptcy and that the State and one or more Subdivisions will pursue opioid-related claims in those actions. Funds allocated to the State and Subdivisions for such claims shall be disbursed pursuant to the confirmed bankruptcy plan for the relevant entity, including requirements for funds to be used for future abatement. It is anticipated that one or more of such plans shall include the allocation of Relevant Funds that must be dedicated to opioid abatement programs. All Relevant Funds shall be placed in the Tennessee Opioid Abatement Fund and allocated pursuant to Sections V.B. Relevant Funds do not include funds disbursed through bankruptcy plans that are not restricted to abatement or that are disbursed for claims that are unrelated to the opioid crisis.

B. Allocation of Relevant Funds. To the extent permissible under the subject bankruptcy plan, Relevant Funds from Joint Abatement Bankruptcy Plans shall be allocated in the same manner as the Abatement Account Funds from the Distributor/J&J Settlements are disbursed under Section III.D and the 2021 Legislation. Thus, the Opioid Abatement Council shall disburse 35% of the proceeds from such bankruptcy plans to the counties subject to 2021 Legislation

Subsections 6(q)-(s). All default provisions related to Relevant Funds in such bankruptcy plans are replaced by this Agreement.[6]

C. Exception. Section V shall not apply to any bankruptcy plan for Endo International plc. or its subsidiaries.

D. Statutory provisions. The language in this section does not address or control whether any default provisions in a Joint Abatement Bankruptcy Plan are replaced by the 2021 Legislation or any other statutory provision if Sections V.A-B do not apply to such bankruptcy plans.

VI. No Application to Other Funds

A. State-Only Opioid Settlement Agreements and State Opioid Judgments. The Attorney General may direct funds from a State-Only Opioid Settlement Agreement or a State Opioid Judgment to the Tennessee Opioid Abatement Fund. Subject to the terms of specific agreements and any conditions placed on the funds prior to their being placed in the Tennessee Opioid Abatement Fund, the funds shall be allocated by the Opioid Abatement Council pursuant to the 2021 Legislation. The allocation and other provisions in this Agreement that apply to certain Statewide Opioid Settlement Agreements and to certain funds from Joint Abatement Bankruptcy Plans do not apply to funds from State-Only Opioid Settlement Agreements or State Opioid Judgments.

B. Subdivision-Only Settlement Agreements and Subdivision Judgments. The allocation and other provisions in this Agreement that apply to certain Statewide Opioid Settlement Agreements and to certain funds from Joint Abatement Bankruptcy Plans do not apply to funds from Subdivision-Only Opioid Settlement Agreements or Subdivision Opioid Judgments.

VII. Adoption and Amendment of Agreement

A. Controlling Authority. For this Agreement to replace default provisions in the Distributor/J&J Settlements, it must be adopted by statute or approved by the State and a sufficient number of Subdivisions as set forth in Exhibit O of those settlements. For this Agreement to replace default provisions in the Purdue and other bankruptcy plans, it is anticipated that it will need to be approved by the State and a sufficient number of Subdivisions as set forth in the specific bankruptcy plans. There are similar requirements for amending state-subdivision agreements such as this Agreement. It is understood that the approval process and participation requirements set out in this Section VII meet the requirements of these settlement agreements and anticipated bankruptcy plans. For any settlement agreement or bankruptcy plan that allows for a state-subdivision agreement to determine the requirements for amendment of a state-subdivision

[6] For example, the provisions related to the default "Government Participation Mechanism" in the Purdue bankruptcy plan are not applicable with the adoption of this Agreement (which incorporates the Opioid Abatement Council).

agreement, the approval process and participation requirements set out in this Section VII for an amended agreement shall control. Similarly, if this Agreement is adopted by statute, the approval process and participation requirements set out in this Section VII for an amended agreement shall control.

B. Adoption of Agreement. This Agreement is adopted if it is approved by the Attorney General, on behalf of the State, and either (1) Subdivisions whose aggregate "Population Percentages," determined as set forth below, total more than 60%, or (2) Subdivisions whose aggregate Population Percentages total more than 50%, provided that these Subdivisions also represent 15% or more of the counties, by number.

C. Population Percentage Calculation. Population Percentages shall be determined as follows: The Population Percentage of each county shall be deemed to be equal to (1) (a) 200% of the population of such county minus (b) the aggregate population of all Primary Municipalities located in such county, divided by (2) 200% of the state's population. A Primary Municipality means a municipality with a population of at least 25,000. The Population Percentage of each Primary Municipality shall be equal to its population divided by 200% of the state's population. (The result of these calculations is that every person is counted twice: everyone in a Primary Municipality is counted once for that municipality; everyone is counted at least once for their county; and those not in a Primary Municipality are counted a second time for their county.) Except as required by a specific settlement agreement or bankruptcy plan, the population figures for these calculations shall be the 2020 U.S. Census counts for the initial adoption of the Agreement and, for adoption of an amended agreement, the most recently published U.S. Census population figures (actual count or estimate) for a year for which data is available for both counties and municipalities.

D. Amendment of Agreement. This Agreement may be amended if that amended agreement is approved by the Attorney General, on behalf of the State, and either (1) Subdivisions whose aggregate Population Percentages, determined as set forth above, total more than 60%, or (2) Subdivisions whose aggregate Population Percentages total more than 50% provided that these Subdivisions also represent 15% or more of the counties, by number.

VIII. Effect of Agreement

Nothing in this Agreement is intended to abridge or enlarge the authority of the Attorney General, the State, or the subdivisions, except as expressly stated herein.

Exhibit A: County Allocation for Opioid Abatement Fund

Certain abatement funds are allocated by county pursuant to the 2021 Legislation and/or the provisions of this Agreement. The allocations shall be set consistent with the 2021 Legislation and as set forth below.

A. County Allocation Data. The following data shall be used in the county allocation calculations:

1. Fatal opioid overdose data collected by the Tennessee Department of Health. The aggregate figures for the most recent three years of available data shall be used when allocation calculations are performed.

2. Non-fatal opioid overdose data collected by the Tennessee Department of Health. The aggregate figures for the most recent three years of available data shall be used when allocation calculations are performed.

3. Opioid sales as measured by morphine milligram equivalents ("MME"). The aggregate figures for the most recent three years of available data shall be used when allocation calculations are performed.

4. County population. The 2020 U.S. Census counts will be used for the initial allocations. For future allocation calculations, the most recent population estimate or actual count data published by the U.S. Census shall be used.

B. Weighting of Data. In calculating the county allocation percentages, the data shall be weighted as follows:

1. Fatal opioid overdose data shall be weighted at 12.5%.

2. Non-fatal opioid overdose data shall be weighted at 12.5%.

3. Opioid sales as measured by MME shall be weighted at 25%.

4. Population shall be weighted at 50%.

C. Updating of Allocations. The county allocations shall be updated pursuant to statute. The 2021 Legislation requires updating every four years and addresses what happens if a data set used in the initial allocations is unavailable.

D. Allocation Process. The State shall make the initial data and allocable share calculations available to the counties to review for 30 days in order to identify and correct any mathematical or data entry errors. The Opioid Abatement Council will allow for similar review for future reallocations.

E. Holdback Share. It is recognized that, particularly for some very small counties, there could be limits on the ability of the data to capture the scope of the opioid crisis in the county. For example, a large segment of a county's population may fill prescriptions in a neighboring county, resulting in MME data that dramatically underrepresents the level of opioids prescribed to the residents of the county. To address limited situations such as this, 2% of the abatement funds

allocated to counties shall be initially held back until the Opioid Abatement Council can consider county requests for adjustments to their allocation percentages due to such data issues. However, such requests will only be granted when there is a finding that the data limitations substantially affected the county's overall allocation. The Council may only adjust allocation percentages upwards through the use of the 2% holdback fund and may find that no adjustments are needed. Any portion of the 2% holdback fund not used to adjust county allocations pursuant to this process will be released to the counties pursuant to their allocations, including any adjusted allocation percentages.

F. Initial County Allocation Percentages.

[TABLE TO BE INSERTED ONCE UPDATED DATA AVAILABLE]

Summary of 2023 Amendments
to Tennessee State-Subdivision Opioid Abatement Agreement

In addition to being asked to join five new settlements, Tennessee local governments are also being asked to approve amendments to the Tennessee State-Subdivision Opioid Abatement Agreement. There are three proposed amendments, which are summarized below. The settlement participation packet being sent to counties and qualifying municipalities by the national administrator will also include a form to approve the three amendments. The full text of the proposed amendments can be found on the following page.

Summary of Amendment 1:

This amendment simply applies the terms of the State-Subdivision Agreement to the five new settlements with Allergan, Teva, CVS, Walgreens, and Walmart. This will ensure that the structure and procedures that apply to the prior settlements with the three national pharmaceutical distributors and Johnson & Johnson will be the same for the new settlements. For example, the formula for using overdose and other data to allocate funds among the counties would be the same for the new agreements as with the existing ones.

Summary of Amendment 2:

Under the State-Subdivision Agreement, Subdivision Fund allocations for non-litigating municipalities with populations under 30,000 are directed to the counties. Consequently, these municipalities do not receive direct payments, but the money stays with the community. (This provision would continue to apply with the new settlements.) The current language of the provision also places a restriction on the use of the redirected funds, treating the redirected funds like money from the trust fund and unlike the other Subdivision Fund direct payments the county is receiving from the national administrator. This restriction would require a substantial amount of special accounting for a small amount of money. The amendment removes that requirement to streamline accounting for the counties.

Summary of Amendment 3:

The third amendment applies the State-Subdivision Agreement to funds from the Endo International plc bankruptcy. Since the Agreement was first negotiated, a group of East Tennessee counties and municipalities reached a settlement with the company, which later filed for bankruptcy. The amendment applies the bankruptcy provisions of the Agreement to Endo funds paid into the State's trust fund, including the provision to direct 35% of the funds to the counties. However, as the previously settling counties have had a substantial recovery from Endo, the amendment does not provide those nine counties a direct allocation. The amendment makes clear that the nine counties would be eligible to receive some of the remaining Endo funds as well as funds from other settlements.

Following Page: Text of Amendments

On the next page is the text of the amendments, which are set out as they should appear in the settlement packets from the national administrator.

Tennessee State-Subdivision Opioid Abatement Agreement – 2023 Amendments

The Tennessee State-Subdivision Opioid Abatement Agreement is amended as follows:

Amendment 1:

Pursuant to Section IV.A, this Agreement shall apply to the following Statewide Opioid Settlement Agreements, should they become effective:

A. Allergan Public Global Opioid Settlement Agreement
B. CVS Settlement Agreement
C. Teva Global Opioid Settlement Agreement
D. Walgreens Settlement Agreement
E. Walmart Settlement Agreement

Amendment 2:

To allow for efficiency and more streamlined accounting, the fifth sentence in Section III.E.2 of the Agreement ("These redirected funds to certain counties shall be spent on future opioid abatement and shall be subject to the same statutory requirements as the Abatement Accounts Fund money the county receives from the Tennessee Opioid Abatement Fund.") shall be considered deleted and given no effect.

Amendment 3:

Notwithstanding the exception provisions in Section IV.B.3 and Section V.C. of the Agreement, Section V shall apply to funds from the Endo International plc bankruptcy (*In re Endo International plc, et al.*, U.S. Bankruptcy Court, S.D.N.Y, No. 22-22549). As they have received funds from a prior settlement with Endo, the following counties shall not receive a share of the 35% of proceeds directed to counties pursuant to Section V.B: Carter, Greene, Hamblen, Hancock, Hawkins, Johnson, Sullivan, Unicoi and Washington. However, nothing in this agreement shall limit the Opioid Abatement Council's discretion in whether or not to approve any requested allocation from the remaining Endo proceeds or other funds to these counties or the municipalities participating in that prior settlement.

Note on adoption of amendments:

Amendment 1 shall be effective if approved as set forth in Section IV.B.2 of the Agreement. Amendments 2 and 3 shall be effective if approved as set forth in Section VII.D of the Agreement.

RESOLUTION UPDATING EMPLOYEE BENEFITS IN ORDER TO PROVIDE EMPLOYEE ASSISTANCE PROGRAM (EAP) SERVICES TO PART-TIME EMERGENCY SAFETY PERSONNEL WHICH WILL INCLUDE VOLUNTEER FIREFIGHTERS

WHEREAS, Resolution 15-7-8 was passed eliminating medical, life and Employee Assistance Program (EAP) services to part-time employees of Montgomery County; and

WHEREAS, after careful evaluation, it has been determined that part-time Emergency Safety and Service Personnel to include Volunteer Firefighters and Emergency Medical Services (EMS) personnel should qualify for EAP services due to the type of work and service they provide for the citizens of Montgomery County; and

WHEREAS, in order to provide these services to these part-time personnel, an additional seven hundred fifty dollars ($750) would need to be appropriated for the remainder of this fiscal year; and

WHEREAS, this funding would provide EAP services to 138 Volunteer Fire Service personnel as well as 10 part-time EMS personnel.

NOW THEREFORE BE IT RESOLVED by the Montgomery County Board of Commissioners meeting in regular session on this 10th day of April 2023 that EAP services be provided to Emergency Safety and Service Personnel to include Volunteer Firefighters and part-time EMS personnel, and that an amount of seven hundred fifty dollars ($750) be appropriated in order to provide this service for the remainder of the fiscal year.

Duly passed and approved this 10th day of April 2023.

Sponsor _____

Commissioner _____

Approved _____
County Mayor

Attested _____
County Clerk

RESOLUTION AUTHORIZING PLACEMENT OF HISTORICAL MARKER AT THE MONTGOMERY COUNTY HISTORIC COURTHOUSE

WHEREAS, the Montgomery County Public Art Ad Hoc Committee met on October 12, 2022, to discuss potential art projects; and

WHEREAS, the committee approved a historical civil rights marker commemorating the desegregation of the military, schools, restaurants and churches and the efforts of local citizens including Wilma Rudolph; and

WHEREAS, the Tennessee Historical Commission met on February 17, 2023, and approved the attached language and location of such a historical marker which will be placed on the grounds of the Montgomery County Historic Courthouse; and

WHEREAS, the cost of a two-sided marker is $2,350.00 and the marker is to be placed near the steps along the sidewalk of the 3rd Street side of the Montgomery County Historic Courthouse, One Millennium Plaza, Clarksville, Tennessee.

NOW, THEREFORE, BE IT RESOLVED by the Montgomery County Board of Commissioners assembled in regular session on this 10th day of April 2023, authorize the placement of a historical marker at the Montgomery County Historic Courthouse with a cost not to exceed twenty-five hundred dollars ($2,500) and such funds shall be made available from the Montgomery County Public Art Fund.

Duly passed and approved this 10th day of April 2023.

Sponsor _____

Commissioner _____

Approved _____

County Mayor

Attested _____

County Clerk

CLARKSVILLE'S CIVIL RIGHTS MOVEMENT

On July 26, 1948, President Harry S. Truman signed Executive Order 9981 mandating the desegregation of U.S. military installations, such as Ft. Campbell. In 1954, the U. S. Supreme Court issued its unanimous *Brown v. Board of Education* decision. Clarksville, like many other cities at the time, had Jim Crow laws that enforced racial segregation. Separated by race during the Jim Crow era, African Americans and whites attended separate schools, churches, recreational facilities and lived in separate neighborhoods. Denied the right to vote and segregated public facilities, African Americans began a movement to bring about change.

Starting in 1960, African Americans boycotted city buses, restaurants, stores, and theaters. Clarksville native and three-time 1960 Olympic Gold Medalist Wilma Rudolph joined 300 African Americans in protesting a local Shoney's holding the color line from May 27 to May 28, 1963. Three years earlier on October 4, 1960, Clarksville honored Rudolph's victories in the city's first-ever desegregated affair because Rudolph refused to attend their previously planned segregated event. Activists succeeded in desegregating most of the city's restaurants through protests and negotiations brokered by the mayor and Chamber of Commerce. The 1964 Civil Rights Act prohibited discrimination based on race, color, religion, sex, or national origin.

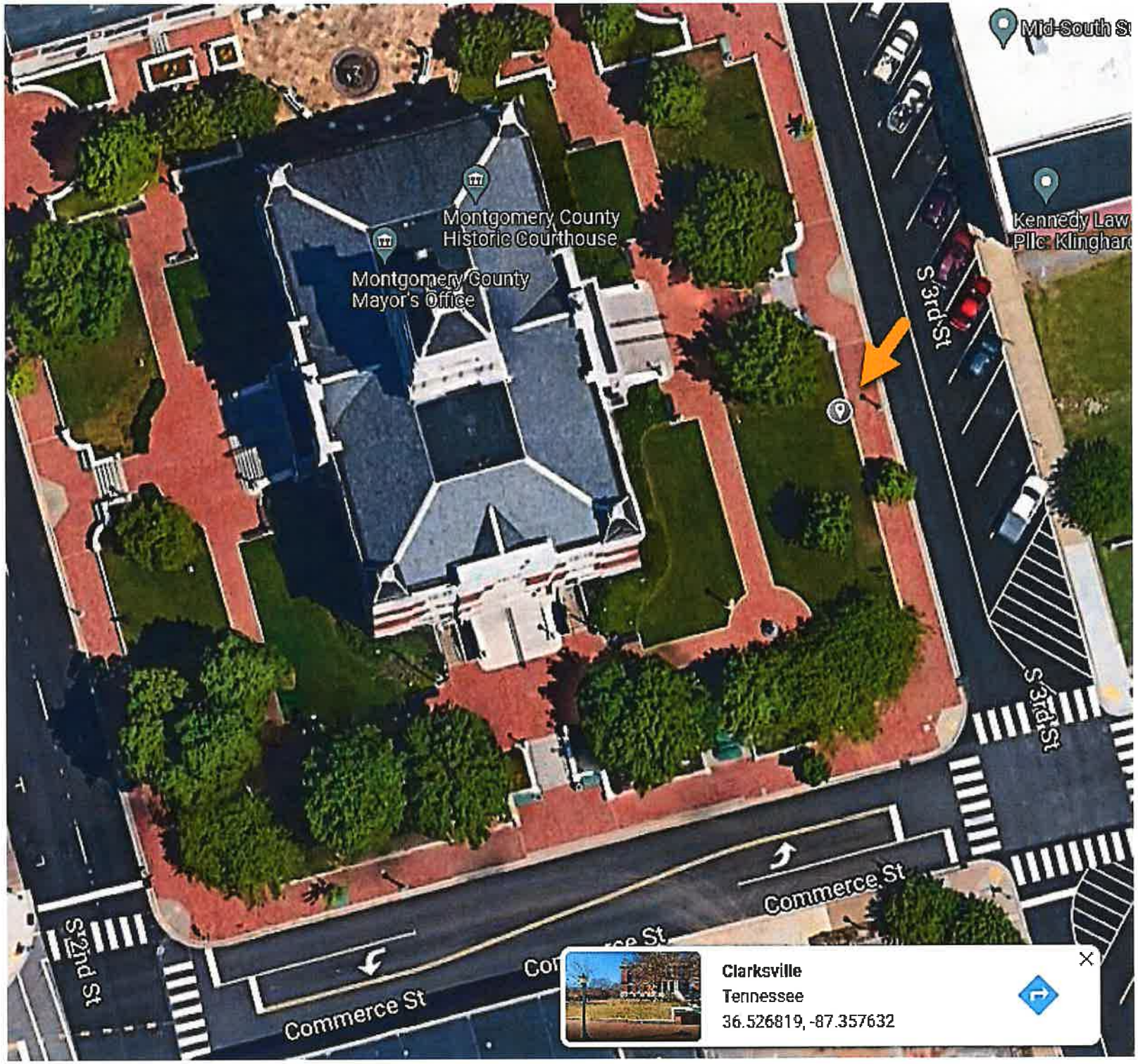
Mid-South St
Kennedy Law
Pllc: Klingharc
Montgomery County
Historic Courthouse
Montgomery County
Mayor's Office
S 3rd St
S 3rd St
Commerce St
Commerce St
Commerce St
S 2nd St
Clarksville
Tennessee
36.526819, -87.357632

RESOLUTION TO APPROPRIATE PUBLIC ART FUNDS IN AN AMOUNT NOT TO EXCEED TWO HUNDRED THOUSAND DOLLARS ($200,000) FOR THE PURPOSE OF CREATION AND INSTALLATION OF ARTWORK TO BE INSTALLED IN THE SOUTHWEST CORNER OF THE F & M BANK ARENA

WHEREAS, the Montgomery County Public Art Ad Hoc Committee met on February 8th, 2023, to discuss potential art projects; and

WHEREAS, the committee approved recommendation of a project for the F & M Bank Arena which will require funding from the Public Art Fund; and

WHEREAS, after sending out a request for proposal to artists to provide potential projects, artist, Cynthia Thompson was selected to create and install an interactive large fabric sculpture that will house LED lights programmed to respond to the sounds or movements of the public; and

WHEREAS, this artwork will be installed in the southwest corner of the F & M Bank Arena which will allow for the artwork to be visible from the street when illuminated; and

WHEREAS, the committee has recommended that funding in an amount not to exceed two hundred thousand dollars ($200,000) be appropriated for this project; and

WHEREAS, currently, there are seven hundred fourteen thousand nine hundred five dollars ($714,905) available in the Public Art Fund to be used towards art projects approved by the Montgomery County Legislative body.

NOW THEREFORE BE IT RESOLVED by the Montgomery County Board of Commissioners assembled in Regular Session on this 13th day of April 2023 that funds in an amount not to exceed two hundred thousand dollars ($200,000) be appropriated for the purpose of creation and installation of artwork for the southwest corner of the F & M Bank Arena.

Duly passed and approved this 13th day of April 2023.

Sponsor _____

Commissioner _____

Approved _____
County Mayor

Attested _____
County Clerk

RESOLUTION AUTHORIZING THE INDUSTRIAL DEVELOPMENT BOARD TO APPLY SITE 32 A/B SALE PROCEEDS TO LOCAL GRANT MATCH

WHEREAS, the Tennessee Valley Authority has established the InvestPrep 2023 (TVA InvestPrep 2023) grant program for eligible local governmental entities to apply for and use on capital improvements at industrial parks and facilities within the TVA area; and

WHEREAS, the Industrial Development Board of Montgomery County (IDB) is applying for a $750,000 grant from TVA InvestPrep 2023 to develop Site 7 (Part of Map & Parcel ID 015 00301 000) as a 100-acre rail-served industrial site; and

WHEREAS, in the last eight months, the IDB has received interest in a rail-served industrial site from 3 large projects representing an average of $700 million in capital investment and 600 new jobs; and

WHEREAS, the grant application requires that the Industrial Development Board designate the source of the $750,000 matching funds; and

WHEREAS, the IDB possesses $971,388 of proceeds from the sale of Sites 32 A/B (Map & Parcel ID 015 00304) that are due to Montgomery County in accordance with the governing interlocal agreement (MC-21-3-4); and

WHEREAS, the Site 7 development costs could exceed $1.5M by as much as $222,000.

NOW, THEREFORE, BE IT RESOLVED by the Montgomery County Board of Commissioners assembled in regular session on this 10th day of April 2023, that the Commission hereby allocates Site 32 A/B sale proceeds of $971,388 to the Industrial Development Board for designation as local match funds for a TVA InvestPrep grant and as other unmatched funding, as needed, to further develop Site 7 (Part of Map & Parcel ID 015 00301 000) as a 100-acre rail-served industrial site.

Duly passed and approved this 10th day of April 2023.

Sponsor _____

Commissioner _____

Approved _____
County Mayor

Attested _____
County Clerk

COUNTY COMMISSION MINUTES FOR

MARCH 13, 2023

SUBMITTED FOR APPROVAL APRIL 10, 2023

BE IT REMEMBERED that the Board of Commissioners of Montgomery County, Tennessee, met in regular session, on Monday, March 13, 2023, at 6:00 P.M. Present and presiding, the Hon. Wes Golden, County Mayor (Chairman). Also present, Lee Harrell, Chief of Staff, Teresa Cottrell, County Clerk, John Fuson, Sheriff, Tim Harvey, County Attorney, Jeff Taylor, Accounts and Budgets, and the following Commissioners:

Joshua Beal	David Harper	David Shelton
Nathan Burkholder	Michael Lankford	Autumn Simmons
Carmelle Chandler	Rashidah Leverett	Joe Smith
Joe Creek	Jorge Padro	Tangi Smith
Billy Frye	Lisa Prichard	Jeremiah Walker
Ryan Gallant	Chris Rasnic	Walker Woodruff
John Gannon	Rickey Ray	

PRESENT: 20

ABSENT: Jason Knight (1)

When and where the following proceedings were had and entered of record, to-wit:

The following Zoning Resolution was Adopted:

CZ-3-2023 Resolution of the Montgomery County Board of Commissioners Amending the Zone Classification of the Property of Jeffrey L. Winningham

The following Resolutions and Items were Adopted and Approved as part of the Consent Agenda:

23-3-1 Resolution of the Montgomery County Board of Commissioners Approving Amendments to the 2022-23 School Budget

23-3-2 Resolution to Accept Donation Funds for the Montgomery County Animal Care and Control from Carole R. Mercer

23-3-3 Resolution to Accept Grant Funds for the Montgomery County Animal Care and Control from Best Friends Humane Society

23-3-4 Resolution to Accept Donation Funds for the Montgomery County Animal Care and Control from James and Betty Corlew Family Foundation

23-3-5 Resolution to Accept and Appropriate Joint Grant Funds from the Bureau of Justice Assistance of the United States Department of Justice

23-3-6 Resolution by the Montgomery County Recovery Court Accepting Additional Grant Funds from the State of Tennessee Department of Mental Health and Substance Abuse Services and Amending the Budget of the Recovery Court Grant in the Amount of Twenty-Seven Thousand Dollars ($27,000)

23-3-7 Resolution Amending the Montgomery County Geographic Information Systems (GIS) Fiscal Year 2022-2023 Budget

23-3-8 Resolution Accepting and Appropriating Funds from the Community Development Block Grant (CDBG) Program Administered by the Greater Nashville Regional Council (GNRC) for the Purpose of Expanding Day Care Options for Economic Development

23-3-10 Resolution Approving Revisions to the Jail and Juvenile Committee as Recommended by the Rules Committee

23-3-11 Resolution to Independently Establish the Optimum Size of a Proposed Hotel and Conference Center

23-3-12 Resolution to Establish County Public Health and Area Advisory Committee

- Commission Minutes dated February 13, 2023
- County Clerk's Report and Notary List
- County Mayor Nominations and Appointments

The following Resolution was Adopted:

23-3-9 Resolution Amending the Budget of Community Corrections for the Purchase of a Vehicle to be used to Transport Day Reporting Center Offenders that do not have Access to Public Transportation

Reports Filed:

1. Trustee's Monthly Reports
2. Building & Codes Monthly Reports
3. CMCSS Quarterly Construction Report
4. CMCSS Quarterly Financial Report
5. Accounts & Budgets Monthly Reports

The Board was adjourned at 6:09 P.M.

Submitted by:

Teresa Cottrell

Teresa Cottrell
County Clerk

COUNTY CLERK
SEAL
MONTGOMERY COUNTY, TN

County Clerk's Report
April 10, 2023

Comes Teresa Cottrell, County Clerk, Montgomery County, Tennessee, and presents the County Clerk's Report for the month of March 2023.

I hereby request that the persons named on the list of new applicants to the office of Notary Public be elected. The Oaths of the Sheriff's Deputies are approved as taken.

This report shall be spread upon the minutes of the Board of County Commissioners.

This the 10th day of April 2023.

Teresa Cottrell
County Clerk

COUNTY CLERK
SEAL
MONTGOMERY COUNTY, TN

OATHS OF DEPUTIES SHERIFF

NAME	OFFICE	DATE
Brendan Davis	Deputy Sheriff	3/28/2023
Mohammed Dennis	Deputy Sheriff	3/28/2023
John Eddlemon	Deputy Sheriff	3/28/2023
Jason Graves	Deputy Sheriff	3/28/2023
Ryan Lee	Deputy Sheriff	3/28/2023

MONTGOMERY COUNTY CLERK
TERESA COTTRELL COUNTY CLERK
350 PAGEANT LANE SUITE 502
CLARKSVILLE TN 37040
Telephone 931-648-5711
Fax 931-572-1104

Notaries to be elected April 10,2023

NAME	HOME ADDRESS AND PHONE	BUSINESS ADDRESS AND PHONE
1. LEXII LEAANNE ADCOCK	442 N MEADOW DR CLARKSVILLE TN 37042 940-300-1012	3050 WILMA RUDOLPH BLVD CLARKSVILLE TN 37040 931-221-0141
2. LAURA ALDRED	489 BELLAMY LANE CLARKSVILLE TN 37043 931-896-0827	221 S 2ND ST CLARKSVILLE TN 37040 9316489621
3. TEMPEST GIOVANNIA ARCHIE	301 LANDRUM PL APT A CLARKSVILLE TN 37043 931-539-1932	990 BREN RD MINNETONKA MN 55343 9529361300
4. MCKENZIE BELEW	3840 CARBONDALE RD PALMYRA TN 37142 931-536-5363	
5. ALIJAH BELL	506 TACOMA DR CLARKSVILLE TN 37043 931-291-3679	
6. NONIE BRAMEL	1329 SUSSEX DR CLARKSVILLE TN 37042 931-206-8091	279A CLEAR SKY CT CLARKSVILLE TN 37043 931-538-4538
7. EDWARD BRIDGES III	216 AUTUMN TERRACE LN CLARKSVILLE TN 37040 901 643 3284	3101 WEST END AVE STE 100 NASHVILLE TN 37203 615 523 6509
8. ROBERT K BRUCE	2200 CHARLESTOWN RD CLARKSVILLE TN 37043 931-237-3046	1816 MADISON ST CLARKSVILLE TN 37043 931-905 6131
9. MYREILYS CABRERA	638 DAVID RAY CT CLARKSVILLE TN 37043 931-343-8968	638 DAVID RAY CT CLARKSVILLE TN 37043 931-343-8968
10. ALLISON CHANEY	1816 JACKIE LORRAINE DR CLARKSVILLE TN 37043 630 699 4853	1960 J MADISON ST CLARKSVILLE TN 37043 931 905 1997
11. CHERYL H CLARK	206 HAZELNUT CT CLARKSVILLE TN 37042 931-552-2336	634 FROSTY MORN DR CLARKSVILLE TN 37040 931-647-8768
12. DEE ANN COLBURN	2318 OLD HWY 79 DOVER TN 37058 931 237 2197	310 N FIRST ST CLARKSVILLE TN 37040 931 572 1286
13. T. M. CORDLE	429 LILLIE BELLE LN CLARKSVILLE TN 37042 931-220-9775	1715 FORT CAMPBELL BLVD CLARKSVILLE TN 37042 931 245 1349

MONTGOMERY COUNTY CLERK
TERESA COTTRELL COUNTY CLERK
350 PAGEANT LANE SUITE 502
CLARKSVILLE TN 37040
Telephone 931-648-5711
Fax 931-572-1104

Notaries to be elected April 10,2023

NAME	HOME ADDRESS AND PHONE	BUSINESS ADDRESS AND PHONE
14. JESSICA COX	128 CLARKSVILLE ST TRENTON KY 42286 270-604-4886	5218 GUTHRIE HWY CLARKSVILLE TN 37040 9719192929
15. MYEA CURRY	3733 CLEARWOOD LN CLARKSVILLE TN 37040 931-302-0079	400 RIVERS EDGE DR MEDFORD MA 02155 9315726639
16. BRADLEY DANIEL	2560 GUNN RD ADAMS TN 37010 931-801-4193	920 HWY 76 UNIT 60 CLARKSVILLE TN 37043 931-538-3500
17. DONNA LYNN DANIEL	3377 PACE RD CLARKSVILLE TN 37043 931-801-0734	1100 NEW ASHLAND CITY RD CLARKSVILLE TN 37040 931-552-7250
18. DADIRCA D DAUBAR	940 ROEDEER DR CLARKSVILLE TN 37042 615-974-1249	
19. SHANA M DAVIS	415 HELTON DR CLARKSVILLE TN 37042 931-302-2503	3500 JOHN A MERRITT BLVD NASHVILLE TN 37209 9313022503
20. YOLANDA R DAVIS	417 LESLIE WOOD DR CLARKSVILLE TN 37040 706 536 5436	2021 WILMA RUDOLPH BLVD CLARKSVILLE TN 37040 931 905 7236
21. ISORA MERCEDES DECASTRO	1896 APACHE WAY CLARKSVILLE TN 37042 615 268 5392	490 DUNLOP LANE BLDG 2 FLOOR 2 CLARKSVILLE TN 37040 931 245 7002
22. LANCE DYSON	550 NEW SOUTH DR APT 103 CLARKSVILLE TN 37043 901-490-5276	1000 HEATH E PARK DR BRENTWOOD TN 37024 615-884-1910
23. WENDY M EADS	2190 BAGGETT ROAD PALMYRA TN 37142 931 219 2353	490 BARGE POINT RD CLARKSVILLE TN 37042 931 553 4101 ext 1
24. LEE K ECKERMAN-CAIRA	1804 SPRINGS INN RD CLARKSVILLE TN 37043 931 551 9117	200 COMMERCE ST STE A CLARKSVILLE TN 37040 931 648 5374
25. AIMEE J ERTURK	705 POLK AVE OAK GROVE KY 42262 864 417 2030	330 N 2ND STREET CLARKSVILLE TN 37040 931 647 6959

MONTGOMERY COUNTY CLERK
TERESA COTTRELL COUNTY CLERK
350 PAGEANT LANE SUITE 502
CLARKSVILLE TN 37040
Telephone 931-648-5711
Fax 931-572-1104

Notaries to be elected April 10,2023

NAME	HOME ADDRESS AND PHONE	BUSINESS ADDRESS AND PHONE
26. CHRISTOPHER J FINKE	6206 A CALIFORNIA AVE NASHVILLE TN 37201 937-716-5181	2059 WILMA RUDOLPH BLVD CLARKSVILLE TN 37040 931.552.3300
27. JENNIFER FISHER	1763 CHERY POINT CT CLARKSVILLE TN 37042 931-551-0983	2050 LOWES DR CLARKSVILLE TN 37040 9314316800
28. JILL FLETCHER	1115 BERRA DR SPRINGFIELD TN 37172 909 730 0744	3163 OLD CLARKSVILLE SPRINGFIE ADAMS TN 37010 931 647 2233
29. AMANDA GARRISON	3820 TRENTON RD CLARKSVILLE TN 37040 240 587 1879	
30. HOPE GRAY	40 LEWIS T BRANTLEY DR JACKSON TN 38301 731-437-0974	1477 TINY TOWN RD CLARKSVILLE TN 37042 931 436 2140
31. KAITLYN HARRISON	1764 MOORELAND DR CLARKSVILLE TN 37040 702-525-5839	2250 WILMA RUDOLPH BLVD CLARKSVILLE TN 37040 9319069030
32. TYJUANA HOGAN	3136 TIMBERDALE DRIVE CLARKSVILLE TN 37042 931-624-3878	135 CENTER POINT DR CLARKSVILLE TN 37040 931 647 0677
33. ASHLEY YVETTE HOWARD-LEWIS	211 CODY CT CLARKSVILLE TN 37042 931-551-5724	931-551-5724
34. SHEILA HUDSON	695 HEATHERHURST CT CLARKSVILLE TN 37043 615.481.3795	
35. ABBY HUTSON	2193 TROPHY TRACE CLARKSVILLE TN 37040 425-281-7767	324 ACADEMY AVE CLARKSVILLE TN 37040
36. ALIZA ISRAEL	315 IDAHO SPRINGS RD CLARKSVILLE TN 37043 931-378-9680	
37. DEBBIE L JENKINS	438 GAYLEWOOD DR CLARKSVILLE TN 37043 931 801 1093	

MONTGOMERY COUNTY CLERK
TERESA COTTRELL COUNTY CLERK
350 PAGEANT LANE SUITE 502
CLARKSVILLE TN 37040
Telephone 931-648-5711
Fax 931-572-1104

Notaries to be elected April 10,2023

NAME	HOME ADDRESS AND PHONE	BUSINESS ADDRESS AND PHONE
38. MISTY M KANE	263 CRYSAW DR CLARKSVILLE TN 37043 931 237 4635	2120 WILMA RUDOLPH BLVD CLARKSVILLE TN 37040 931 572 1278
39. JENNIFER KELLER	640 SOUTH LIBERTY CHURCH RD CLARKSVILLE TN 37042 931 302 1837	1 PUBLIC SQUARE CLARKSVILLE TN 37040 931 645 7444
40. TENEKA KENNEDY	3525 CLEARWATER DR CLARKSVILLE TN 37042 931 801 8361	309 POSTON ST CLARKSVILLE TN 37040 931 647 2486
41. A. KING	1671 FT CAMPBELL BLVD APT D2 CLARKSVILLE TN 37042 317 956 7051	1960 J MADISON S CLARKSVILLE TN 37043 931 905 1997
42. DEBORAH KOENES	2642 ALEX OVERLOOK WAY CLARKSVILLE TN 37043 910 546 2947	2642 ALEX OVERLOOK WAY CLARKSVILLE TN 37043 9319198932
43. COURTNEY LOOSE	1329 SOUTHWOOD CT CLARKSVILLE TN 37040 334 328 8130	112 CENTER CT CLARKSVILLE TN 37040 931.802.6650
44. RORY D MATTEO	1065 WILLOW CIRCLE CLARKSVILLE TN 37043 615-473-6923	2621 US HWY 41A BYPASS CLARKSVILLE TN 37043 931321499
45. MELISA DIANE MCKENZIE	848 GLENDALE DR CLARKSVILLE TN 37043 931-539-2913	127 S THIRD ST CLARKSVILLE TN 37040 9316459900
46. CORINNA MEDRANO	2153 TROPHY TRACE CLARKSVILLE TN 37040 52-0255-0728	2250 WILMA RUDOLPH BLVD CLARKSVILLE TN 37040 9319069030
47. ELIZABETH MOORE	145 LOOKOUT DR CLARKSVILLE TN 37040 931-320-2492	BLDG 3709 POLK RD FORT CAMPBELL KY 42223 2707989827
48. HEATHER L MOORE	1610 DEERFIELD DR CLARKSVILLE TN 37043 931 721 7284	TWO MILLENNIUM PLAZA, SUITE 10 CLARKSVILLE TN 37040 931 648 5703
49. OMER M MOORE	136 KILDEER DR CLARKSVILLE TN 37040 217-553-1668	136 KILDEER DR CLARKSVILLE TN 37040 9318022115

MONTGOMERY COUNTY CLERK
TERESA COTTRELL COUNTY CLERK
350 PAGEANT LANE SUITE 502
CLARKSVILLE TN 37040
Telephone 931-648-5711
Fax 931-572-1104

Notaries to be elected April 10,2023

NAME	HOME ADDRESS AND PHONE	BUSINESS ADDRESS AND PHONE
50. LAWANNA MURRAY	1240 VIEWMONT DR CLARKSVILLE TN 37040 931-241-0243	
51. BETHANY NUNLEY	100 HEATH DENISE CT CLARKSVILLE TN 37042 615-556-9248	1816 MADISON ST CLARKSVILLE TN 37043 9319056131
52. ROBERTA PATTY	403 CHRISTINE DR CLARKSVILLE TN 37042 931-674-0994	2155 LOWES DR CLARKSVILLE TN 37040 9312747540
53. KAITLYN PENNINGTON	4085 CHAPEL HILL RD CLARKSVILLE TN 37040 219 819 1172	1960 MADISON ST STE J CLARKSVILLE TN 37043 931 905 1997
54. JESSICA PETERSEN	109 DAVE DR CLARKSVILLE TN 37042 931 241 7774	2133 OLD ASHLAND CITY RD CLARKSVILLE TN 37043 931 552 2129
55. BRENAIA PHILLIPS	375 S LANCASTER RD APT 153 CLARKSVILLE TN 37042 615 999 8271	
56. PRESLEY PIEPER	3746 CRISSCROSS CT CLARKSVILLE TN 37040	
57. SUSAN PRESCOTT	2813 THRUSH DRIVE CLARKSVILLE TN 37040 931 249 5169	2232 WILMA RUDOLPH BLVD CLARKSVILLE TN 37040 931 648 0395
58. PANSY REED	517 VALE CT CLARKSVILLE TN 37042 217 474 8618	
59. B. LEE REYNOLDS	200 S MEADOW CIR CLARKSVILLE TN 37043 270-498-7201	621 GRACEY AVE CLARKSVILLE TN 37040
60. JOHN P SAWYER	134 INDIAN HILLS DR CLARKSVILLE TN 37043 931 624 6826	310 N FIRST STREET CLARKSVILLE TN 37040 931 572 1253
61. TANNER SCHANTZ	150 FAIRVIEW LN APT 603 37040 817 915 4970	2232 WILMA RUDOLPH BLVD CLARKSVILLE TN 37040 931 648 0395
62. JOHNIKA L SEGINE	505 BRENTWOOD CIR CLARKSVILLE TN 37042 931-980-4133	505 BRENTWOOD CIR CLARKSVILLE TN 37042

MONTGOMERY COUNTY CLERK
TERESA COTTRELL COUNTY CLERK
350 PAGEANT LANE SUITE 502
CLARKSVILLE TN 37040
Telephone 931-648-5711
Fax 931-572-1104

Notaries to be elected April 10,2023

NAME	HOME ADDRESS AND PHONE	BUSINESS ADDRESS AND PHONE
63. JOY COOPER SENSING	2139 MEMORIAL DR CLARKSVILLE TN 37043 931 624 4635	310 N FIRST ST CLARKSVILLE TN 37040 931 980 7045
64. TERESA A SEVERSON	109 SOPHIE ANN COURT CLARKSVILLE TN 37040 931-206-1433	2701 WILMA RUDOLPH BLVD CLARKSVILLE TN 37040 9316485082
65. MATTHEW SWIHART	2856 BREWSTER DR CLARKSVILLE TN 37042 931 542 7697	1464 HICKORY POINT RD CLARKSVILLE TN 37043 931 220 9970
66. J. ELIZABETH TATE	3160 TIMBERDALE DR CLARKSVILLE TN 37042 931-980-4099	7115 SOUTHPOINT PKWY SUITE 5 # BRENTWOOD TN 37024 931 674 1620
67. AIMEE THOMACK	2112 BELMONT DR CLARKSVILLE TN 37043 931 627 9308	2112 BELMONT DR CLARKSVILLE TN 37040
68. SHERON MYERS TROTTER	228 DOWNER DR CLARKSVILLE TN 37042 931 266 6463	621 GRACEY AVE CLARKSVILLE TN 37040 931 920 6164
69. SYLVIA DENISE VANDERBILT	1090 WHITNEY DR CLARKSVILLE TN 37042 254-717-9346	312 ROSA L PARKS NASHVILLE TN 37210 2542624072
70. J, WARE	1018 DAVIDSON DR CLARKSVILLE TN 37040 617 905 7373	1549 ASHLAND CITY RD CLARKSVILLE TN 37040 617 905 7373
71. LANESHA WASHINGTON	803 PRESCOTT DR CLARKSVILLE TN 37042 931-919-2518	803 PRESCOTT DR CLARKSVILLE TN 37042 9313782648
72. CONNIE S WATTS	816 FOREST ST CLARKSVILLE TN 37040 931 237 2701	1865 OLD TRENTON RD CLARKSVILLE TN 37040 931 647 3902
73. RANDAL WHETSELL	341 SHADY BROOK LN CLARKSVILLE TN 37043 931 561 5617	2693 TOWNSEND CT SUITE C CLARKSVILLE TN 37043 931 561 5617
74. CRYSTAL D WILKERSON	324 ACADEMY AVE CLARKSVILLE TN 37040 931-809-0207	324 ACADEMY AVE CLARKSVILLE TN 37040 931 809 0207

MONTGOMERY COUNTY CLERK
TERESA COTTRELL COUNTY CLERK
350 PAGEANT LANE SUITE 502
CLARKSVILLE TN 37040
Telephone 931-648-5711
Fax 931-572-1104

Notaries to be elected April 10,2023

NAME	HOME ADDRESS AND PHONE	BUSINESS ADDRESS AND PHONE
75. SHANNON ZICCARDI	417 ZURICH CT CLARKSVILLE TN 37040 949 279 6874	2031 WILMA RUDOLPH BLVD #21855 CLARKSVILLE TN 37040 888 615 6682

NOMINATING COMMITTEE NOMINATIONS
April 10, 2023

EQUALIZATION BOARD

David Greene (Alternate) is nominated for reappointment for a two-year term with term to expire April 2025.

COUNTY MAYOR NOMINATIONS

April 10, 2023

COMMUNITY CORRECTIONS ADVISORY BOARD

Diva Wilkins (Probation Officer) nominated to fill the unexpired term of Brian Rives with term to expire November 2023.

Lorinda Taylor (Parole Officer) nominated to replace Ryan Dominy whose term has expired with term to expire November 2024.

COUNTY MAYOR APPOINTMENTS

April 10, 2023

PUBLIC RECORDS COMMISSION

Paula Peek appointed to replace Frank Lott for a four-year term to expire April 2027.

PUBLIC ART AD HOC COMMITTEE

David Smith appointed to serve as a member of the Public Art Ad Hoc Committee.

SENIOR CITIZENS BOARD OF DIRECTORS

Howard Welch has been filling the unexpired term of Dela Lynn Holt-Saunders and is now appointed to a three-year term with term to expire April 2026.

Stephanie Mason is reappointed to serve an additional two years with term to expire April 2025.

Ronnie Devault is reappointed to serve an additional three years with term to expire April 2026.

Mike Williamson is reappointed to serve an additional one year with term to expire April 2024.

Montgomery County, Tennessee
Office of Trustee
Monthly Financial Report - Revised
For the Month Ending 2/28/2023

ASSET		Beginning Balance	Debits	Credits	Ending Balance
999-11120	CASH ON HAND	2,000.00	57,734,301.93	57,734,301.93	2,000.00
999-11130-003	F & M BANK-TAX PAYMENTS	7,417,388.07	2,332,705.13	674,537.00	9,075,556.20
999-11130-006	PLANTERS BANK-MMA(TAX ACCOUNT)	1,304,067.28	655,250.38	327,541.00	1,631,776.66
999-11130-008	CUMBERLAND BK - TAX ACCOUNT	2,556,032.45	560,131.96	279,148.20	2,837,016.21
999-11130-022	PLANTERS BANK-OTHER CNTY GOVT CC	1,559,126.89	68,243.39	28,869.61	1,598,500.67
999-11130-025	LEGENDS BANK - BI-COUNTY FEES	10,000.00	599,624.21	599,624.21	10,000.00
999-11130-026	PLANTERS BANK -209	171,123.28	6,243.14	602.37	176,764.05
999-11130-027	REGIONS - OPERATING	55,995,107.45	116,907,245.57	105,567,165.97	67,335,187.05
999-11130-029	REGIONS - SCHOOL CLEARING	0.00	11,589,542.30	11,589,542.30	0.00
999-11130-030	CMCSS CREDIT CARD ACCT	23,549.23	5,232.08	240.59	28,540.72
999-11130-031	REGIONS - MCG CLEARING	0.00	4,886,180.41	4,886,180.41	0.00
999-11130-032	F & M DISBURSEMENTS	278,993.30	91,864.96	186,959.42	183,898.84
999-11130-033	LEGENDS BANK - BI-COUNTY TIPPING FEES	0.00	5,989.38		5,989.38
999-11300-004	LEGENDS BANK - 207	3,242,272.35	595,292.27		3,837,564.62
999-11300-019	LOCAL GOVT INVESTMENT POOL 101	50,086.83	180.79		50,267.62
999-11300-028	REGIONS - CAPITAL PROJECTS	13,029,736.31	49,121.33		13,078,857.64
999-11300-029	REGIONS - GO PUBLIC IMPROVEMENT	2,815,274.34	10,613.42		2,825,887.76
999-11300-030	REGIONS - WORKER'S COMP	895,300.06	3,375.23		898,675.29
999-11300-035	REGIONS - E911	460,026.86	1,734.27		461,761.13
999-11300-037	REGIONS - DEBT SERVICE	230,618.64	869.42		231,488.06
999-11300-038	REGIONS - UNEMPLOYMENT TRUST	123,704.05	466.36		124,170.41
999-11300-040	HILLIARD LYONS	10,000,022.07			10,000,022.07
999-11300-041	2016A G.O. PUBLIC IMPROVEMENT BOND	19,150,315.29	294,786.81		19,445,102.10
999-11300-042	SHERIFF FEDERAL TREASURY	3,723.11	14.04		3,737.15
999-11300-043	SHERIFF FEDERAL JUSTICE	108,207.29	407.94		108,615.23
999-11300-047	REGIONS - GO CAPITAL OUTLAY	2,970,166.37	11,197.35		2,981,363.72
999-11300-048	REGIONS - GO BOND ANTICIPATION	2,435,833.07	9,182.95		2,445,016.02
999-11300-049	F & M - TAX DEPOSITS	19,700,035.68	37,536,988.52	2,377,099.23	54,859,924.97
999-11300-050	REGIONS - MPEC CONSTRUCTION	6,474,786.57	24,409.56	3,897,070.86	2,602,125.27
999-11300-051	REGIONS -MPEC CAPITALIZED INTEREST	6,728,791.39	25,367.14		6,754,158.53
999-11300-053	REGIONS - AMERCIAN RESCUE PLAN ACT	28,844,999.79	108,743.94		28,953,743.73
999-11300-054	MULTI-BANK SECURITIES	139,370,502.90	5,387,926.84	388,482.93	144,369,946.81
999-11300-055	SERIES 2022A CONSTRUCTION FUND	79,419,343.65	299,406.20		79,718,749.85
999-11300-056	MPEC PARKING GARAGE	14,192,618.13	53,505.33		14,246,123.46
999-11300-057	F & M ICS	45,161,693.77	172,922.38		45,334,616.15
999-11300-058	REGIONS - ACH ACCOUNT	0.96	10,947,868.00	6,313,046.96	4,634,822.00
999-11410	STATE OF TN TAX RELIEF CURR YR	44,192.00	240,331.00	181,755.00	102,768.00
999-11515	COUNTY TAX RELIEF	0.00	62,224.00	62,224.00	0.00
		464,769,639.43	**251,279,489.93**	**195,094,391.99**	**520,954,737.37**

LIABILITY		Beginning Balance	Debits	Credits	Ending Balance
101-21353	PLANNING COMMISSION	0.00			0.00
101-21560	DUE TO LITIGANTS HEIRS AND OTHERS	0.00			0.00
999-20040	EXCESS LAND SALE PAYMENTS 2004	25,830.63			25,830.63
999-20120	EXCESS LAND SALE PAYMENTS 2012	4,739.39			4,739.39
999-20130	EXCESS LAND SALE PAYMENTS 2013	53,146.79			53,146.79
999-20140	EXCESS LAND SALE PAYMENTS 2014	46,401.47			46,401.47
999-21900	TELLER OVER/SHORT	0.00			0.00
999-22200	OVERPAYMENTS	44,881.67	19,571.61	48,389.12	73,699.18
999-22200-001	PAYMENT OVERAGES	87.62		30.58	118.20
999-24105	CREDIT CARD FEES	0.00			0.00
999-26500	STOP PAYMENTS	0.00			0.00
999-27700	TRUSTEE'S HOLDING ACCOUNT	54.28			54.28
999-28310	UNDISTRIBUTED TAXES	0.00	3,213.39	3,213.39	0.00
999-28311	UNDISTRIBUTED TAXES PAID IN ADVANCE	0.00			0.00
999-29900	FEE/COMMISSION ACCOUNT	354,654.14	354,525.22	1,030,935.49	1,031,064.41
101	COUNTY GENERAL FUND	44,806,502.62	8,654,803.59	23,950,286.70	60,101,985.73
122	DRUG CONTROL FUND	83,825.42	2,654.10	503.74	81,675.06
127	AMERICAN RECOVERY ACT	28,159,575.42	115,265.50	158,743.94	28,203,053.86
131	GENERAL ROAD FUND	11,299,193.38	768,973.10	2,159,730.96	12,689,951.24
141	GENERAL PURPOSE SCHOOL FUND	100,090,260.85	27,441,111.24	38,744,210.57	111,393,360.18
142	SCHOOL FEDERAL PROJECTS FUND	7,188,352.78	3,289,535.41	3,693,777.56	7,592,594.93
143	CHILD NUTRITION FUND	10,235,986.65	2,105,328.05	1,298,289.58	9,428,948.18
144	SCHOOL SYSTEM TRANS FUND	8,282,651.62	1,633,393.07	2,513,300.87	9,162,559.42
146	EXTENDED SCHOOL PROGRAM FUND	2,944,492.01			2,944,492.01
151	DEBT SERVICE FUND	61,894,128.12	411,890.78	11,887,753.59	73,369,990.93
171	CAPITAL PROJECTS FUND	131,850,045.86	1,425,243.52	3,945,477.74	134,370,280.08
177	EDU CAPITAL PROJECTS FUND	7,459,020.36	230,799.35	11,613,448.00	18,841,669.01
207	BI-COUNTY LANDFILL	13,578,675.78	1,463,941.33	1,763,589.97	13,878,324.42
208	EMERGENCY COMMUNICATIONS DISTRICT	3,644,017.05	213,291.88	554,906.88	3,985,632.05
209	LIBRARY FUND	480,357.42	197,995.24	10,348.74	292,710.92
263	SELF INSURANCE TRUST FUND	29,613,217.70	5,619,394.99	6,777,029.20	30,770,851.91
266	WORKERS' COMPENSATION	1,746,538.02	51,759.57	2,692.32	1,697,470.77
267	UNEMPLOYMENT COMPENSATION	37,846.61	463.86	463.86	37,846.61
351	CITY OF CLARKSVILLE - SALES TAX	0.00	5,319,423.72	5,319,423.72	0.00
362	MGC RAIL AUTHORITY	2,743.65		7,469.54	10,213.19
363	JUDICIAL DISTRICT DRUG FUND	706,048.12	5,401.43	28,149.55	728,796.24
364	DISTRICT ATTORNEY FUND	86,364.00	105.50	1,017.78	87,276.28
365	PORT AUTHORITY	50,000.00			50,000.00
		464,769,639.43	**59,328,085.45**	**115,513,183.39**	**520,954,737.37**

This report is submitted in accordance with requirements of section 5-8-505, and/or 67-5-1902, Tennessee Code Annotated, and to the best of my knowledge, information and belief accurately reflects transactions of this office for the month ended February 28, 2023.

MONTGOMERY COUNTY TRUSTEE

Signature	Date	Title
	3/20/2023	

Montgomery County, Tennessee
Office of Trustee
Monthly Financial Report
For the Month Ending 3/31/2023

ASSET		Beginning Balance	Debits	Credits	Ending Balance
999-11120	CASH ON HAND	2,000.00	30,068,195.94	30,068,195.94	2,000.00
999-11130-003	F & M BANK-TAX PAYMENTS	9,075,556.20	1,385,557.78	473,263.00	9,987,850.98
999-11130-006	PLANTERS BANK-MMA(TAX ACCOUNT)	1,631,776.66	76,894.31	36,783.00	1,671,887.97
999-11130-008	CUMBERLAND BK - TAX ACCOUNT	2,837,016.21	277,880.77	138,059.00	2,976,837.98
999-11130-022	PLANTERS BANK-OTHER CNTY GOVT CC	1,598,500.67	96,000.06	36,138.67	1,658,362.06
999-11130-025	LEGENDS BANK - BI-COUNTY FEES	10,000.00	184,000.40	184,000.40	10,000.00
999-11130-026	PLANTERS BANK -209	176,764.05	8,739.08	540.05	184,963.08
999-11130-027	REGIONS - OPERATING	67,335,187.05	110,386,698.56	158,358,941.91	19,362,943.70
999-11130-029	REGIONS - SCHOOL CLEARING	0.00	26,061,625.69	26,061,625.69	0.00
999-11130-030	CMCSS CREDIT CARD ACCT	28,540.72	5,947.63	327.30	34,161.05
999-11130-031	REGIONS - MCG CLEARING	0.00	18,049,490.14	18,049,490.14	0.00
999-11130-032	F & M DISBURSEMENTS	183,898.84	173,582.50	246,128.50	111,352.84
999-11130-033	LEGENDS BANK - BI-COUNTY TIPPING FEES	5,989.38	45,193.89	41,219.69	9,963.58
999-11300-004	LEGENDS BANK - 207	3,837,564.62	217,020.00		4,054,584.62
999-11300-019	LOCAL GOVT INVESTMENT POOL 101	50,267.62	173.91		50,441.53
999-11300-028	REGIONS - CAPITAL PROJECTS	13,078,857.64	41,127.41		13,119,985.05
999-11300-029	REGIONS - GO PUBLIC IMPROVEMENT	2,825,887.76	8,886.21		2,834,773.97
999-11300-030	REGIONS - WORKER'S COMP	898,675.29	2,825.95		901,501.24
999-11300-035	REGIONS - E911	461,761.13	1,452.05		463,213.18
999-11300-037	REGIONS - DEBT SERVICE	231,488.06	727.93		232,215.99
999-11300-038	REGIONS - UNEMPLOYMENT TRUST	124,170.41	390.46		124,560.87
999-11300-040	HILLIARD LYONS	10,000,022.07			10,000,022.07
999-11300-041	2016A G.O. PUBLIC IMPROVEMENT BOND	19,445,102.10	210.51		19,445,312.61
999-11300-042	SHERIFF FEDERAL TREASURY	3,737.15	11.75		3,748.90
999-11300-043	SHERIFF FEDERAL JUSTICE	108,615.23	154,390.75		263,005.98
999-11300-047	REGIONS - GO CAPITAL OUTLAY	2,981,363.72	9,375.11		2,990,738.83
999-11300-048	REGIONS - GO BOND ANTICIPATION	2,445,016.02	7,688.52		2,452,704.54
999-11300-049	F & M - TAX DEPOSITS	54,859,924.97	14,872,184.21	45,821,637.69	23,910,471.49
999-11300-050	REGIONS - MPEC CONSTRUCTION	2,602,125.27	8,182.96	1,733,161.00	877,147.23
999-11300-051	REGIONS -MPEC CAPITALIZED INTEREST	6,754,158.53	21,238.93		6,775,397.46
999-11300-053	REGIONS - AMERICAN RESCUE PLAN ACT	28,953,743.73	91,047.13		29,044,790.86
999-11300-054	MULTI-BANK SECURITIES	144,369,946.81	413,480.91	5,302,156.74	139,481,270.98
999-11300-055	SERIES 2022A CONSTRUCTION FUND	79,718,749.85	250,681.33		79,969,431.18
999-11300-056	MPEC PARKING GARAGE	14,246,123.46	44,797.96		14,290,921.42
999-11300-057	F & M ICS	45,334,616.15	45,165,170.15		90,499,786.30
999-11300-058	REGIONS - ACH ACCOUNT	4,634,822.00	385,579.00	5,020,401.00	0.00
999-11410	STATE OF TN TAX RELIEF CURR YR	102,768.00	83,952.00	144,013.00	42,707.00
999-11515	COUNTY TAX RELIEF	0.00	18,065.00	18,065.00	0.00
		520,954,737.37	248,618,466.89	291,734,147.72	477,839,056.54

LIABILITY		Beginning	Debits	Credits	Ending
101-21353	PLANNING COMMISSION	0.00			0.00
101-21560	DUE TO LITIGANTS HEIRS AND OTHERS	0.00			0.00
999-20040	EXCESS LAND SALE PAYMENTS 2004	25,830.63			25,830.63
999-20120	EXCESS LAND SALE PAYMENTS 2012	4,739.39			4,739.39
999-20130	EXCESS LAND SALE PAYMENTS 2013	53,146.79			53,146.79
999-20140	EXCESS LAND SALE PAYMENTS 2014	46,401.47			46,401.47
999-21900	TELLER OVER/SHORT	0.00	1.05	1.05	0.00
999-22200	OVERPAYMENTS	73,699.18	69,550.99	51,529.12	55,677.31
999-22200-001	PAYMENT OVERAGES	118.20		28.81	147.01
999-24105	CREDIT CARD FEES	0.00			0.00
999-26500	STOP PAYMENTS	0.00			0.00
999-27700	TRUSTEE'S HOLDING ACCOUNT	54.28			54.28
999-28310	UNDISTRIBUTED TAXES	0.00	1,339.14	1,339.14	0.00
999-28311	UNDISTRIBUTED TAXES PAID IN ADVANCE	0.00			0.00
999-29900	FEE/COMMISSION ACCOUNT	1,031,064.41	1,032,125.86	465,142.09	464,080.64
101	COUNTY GENERAL FUND	60,101,985.73	9,439,419.28	13,504,031.78	64,166,598.23
122	DRUG CONTROL FUND	81,675.06	2,269.58	1,041.43	80,448.91
127	AMERICAN RECOVERY ACT	28,203,053.86	129,284.98	91,047.13	28,164,816.01
131	GENERAL ROAD FUND	12,689,951.24	1,113,903.46	1,030,856.28	12,606,904.06
141	GENERAL PURPOSE SCHOOL FUND	111,393,360.18	34,082,725.92	38,558,417.49	115,869,051.75
142	SCHOOL FEDERAL PROJECTS FUND	7,592,594.93	4,372,468.52	3,260,173.67	6,480,300.08
143	CHILD NUTRITION FUND	9,428,948.18	1,946,973.45	2,147,729.81	9,629,704.54
144	SCHOOL SYSTEM TRANS FUND	9,162,559.42	1,448,990.21	2,048,878.11	9,762,447.32
146	EXTENDED SCHOOL PROGRAM FUND	2,944,492.01			2,944,492.01
151	DEBT SERVICE FUND	73,369,990.93	34,094,131.01	4,858,113.72	44,133,973.64
171	CAPITAL PROJECTS FUND	134,370,280.08	15,088,510.34	2,146,697.74	121,428,467.48
177	EDU CAPITAL PROJECTS FUND	18,841,669.01	12,645,971.11		6,195,697.90
207	BI-COUNTY LANDFILL	13,878,324.42	1,244,798.02	2,204,603.26	14,838,129.66
208	EMERGENCY COMMUNICATIONS DISTRICT	3,985,632.05	231,899.96	107,940.01	3,861,672.10
209	LIBRARY FUND	292,710.92	219,597.95	1,107,073.18	1,180,186.15
263	SELF INSURANCE TRUST FUND	30,770,851.91	4,853,452.87	7,369,628.15	33,287,027.19
266	WORKERS' COMPENSATION	1,697,470.77	70,930.84	15,889.71	1,642,429.64
267	UNEMPLOYMENT COMPENSATION	37,846.61	2,256.04	4,315.87	39,906.44
351	CITY OF CLARKSVILLE - SALES TAX	0.00	2,118,207.88	2,118,207.88	0.00
362	MGC RAIL AUTHORITY	10,213.19	7,731.60	11,357.90	13,839.49
363	JUDICIAL DISTRICT DRUG FUND	728,796.24	14,165.14	9,213.62	723,844.72
364	DISTRICT ATTORNEY FUND	87,276.28	105.50	1,872.92	89,043.70
365	PORT AUTHORITY	50,000.00			50,000.00
		520,954,737.37	124,230,810.70	81,115,129.87	477,839,056.54

This report is submitted in accordance with requirements of section 5-8-505,
and/or 67-5-1902, Tennessee Code Annotated, and to the best of my knowledge,
information and belief accurately reflects transactions of this office for the month ended March 31, 2023.

Signature

April 10th 2023
Date

Montgomery County Trustee
Title

Montgomery County Trustee

MONTGOMERY COUNTY TRUSTEE'S OFFICE

INVESTMENTS - FEBRUARY 2023 INTEREST REPORT

FUND NAME	FUND CODE	BANK NAME	INVESTMENT	INTEREST	TOTAL INVESTED	APY%	Previous Rate	Maturity Date	INVESTMENT INFORMATION
COUNTY GENERAL FUND	101	F&M BANK/TAX RECEIPTS	9,075,556.20	15,374.01	9,090,930.21	2.50	2.35		
COUNTY GENERAL FUND	101	PLANTERS BANK/TAX RECEIPTS	1,631,776.66	3,328.31	1,635,104.97	3.14	0.15		
COUNTY GENERAL FUND	101	CUMB. BK. & TRUST/TAX RECEIPTS	2,837,016.21	1,762.77	2,838,778.98	0.85			
COUNTY GENERAL FUND	101	PLANTERS BANK--OTHER CNTY GOVT CREDIT CARD ACCT	1,598,500.67	3,697.80	1,602,198.47	3.09	0.15		
CLARKSVILLE MO. CO. PUBLIC LIBRARY	209	PLANTERS BANK - LIBRARY	176,764.05	407.24	177,171.29	3.10	0.15		
COUNTY GENERAL FUND	101	REGIONS-OPERATING	56,223,648.76	211,098.23	56,434,746.99	4.25	3.75		
CMCSS GENERAL FUND	141	PLANTERS BANK-CMCSS CREDIT CARD	28,540.72	63.11	28,603.83	3.14	0.15		
BI-COUNTY LANDFILL	207	LEGENDS BANK - TIPPING FEE ACCT	5,989.38	2.82	5,992.20	4.35			Opened 2/2023
BI-COUNTY LANDFILL	207	LEGENDS BANK Business Reserve Money Market	3,837,564.62	1,381.74	3,838,946.36	0.50			
COUNTY GENERAL FUND	101	LGIP	50,267.62	173.91	50,441.53	4.51	4.25		
DEBT SERVICE FUND	151	REGIONS BANK - CAPITAL PROJECTS	12,251,696.91	49,121.33	12,300,818.24	4.50	4.25		
CAPITAL PROJECTS	171	REGIONS BANK - CAPITAL PROJECTS	778,039.40	-	778,039.40	4.50	4.25		
CAPITAL PROJECTS	171	REGIONS BANK - GO PUBLIC IMPROVEMENT	2,815,274.34	10,613.42	2,825,887.76	4.50	4.25		
COUNTY GENERAL FUND	101	REGIONS BANK - WORKER'S COMP	895,300.06	3,375.23	898,675.29	4.50	4.25		
E-911	204	REGIONS BANK - E911	460,026.86	1,734.27	461,761.13	4.50	4.25		
DEBT SERVICE FUND	151	REGIONS BANK - DEBT SERVICE	230,618.64	869.42	231,488.06	4.50	4.25		
COUNTY GENERAL FUND	101	REGIONS BANK - UNEMPLOYMENT TRUST	123,704.05	466.36	124,170.41	4.50	4.25		
COUNTY GENERAL FUND	101	BAIRD / HILLIARD LYONS	10,000,022.07	-	10,000,022.07	1.98	2.00		
DEBT SERVICE FUND	151	FRANKLIN SYNERGY	19,445,102.10	210.51	19,445,312.61	3.00		7/31/2024	Reinvested 8/2022 - 2 year Treasury Notes
COUNTY GENERAL FUND	101	REGIONS BANK - SHERIFF FEDERAL TREASURY	3,723.11	14.04	3,737.15	4.50	4.25		
COUNTY GENERAL FUND	101	REGIONS BANK - SHERIFF FEDERAL JUSTICE	108,207.29	407.94	108,615.23	4.50	4.25		
CAPITAL PROJECTS	171	REGIONS BANK - G.O. CAPITAL OUTLAY	2,970,166.37	11,197.35	2,981,363.72	4.50	4.25		
CAPITAL PROJECTS	171	REGIONS BANK - G.O BOND ANTICIPATION	2,435,833.07	9,182.95	2,445,016.02	4.50	4.25		
TAX ACCOUNT	ALL	F & M BANK - TAX	54,859,924.97	12,334.50	54,872,259.47	0.50			
DEBT SERVICE FUND	151	REGIONS BANK - MPEC CONSTRUCTION	2,577,715.71	24,409.56	2,602,125.27	4.50	4.25		
DEBT SERVICE FUND	151	REGIONS BANK - MPEC CAPITALIZED INTEREST	6,728,791.39	25,367.14	6,754,158.53	4.50	4.25		
AMERICAN RESCUE PLAN	127	REGIONS BANK - AMERICAN RESCUE PLAN	28,844,999.79	108,743.94	28,953,743.73	4.50	4.25		
COUNTY GENERAL FUND	101	MULTI-BANK SECURITIES	143,982,019.97	387,926.84	144,369,946.81	2.62		Laddered	Blended Rate
SERIES 2022A CONTSTRUCTION FUND	101	REGIONS BANK - 2022A CONSTRUCTION FUND	79,419,343.65	299,406.20	79,718,749.85	4.50	4.25		
CAPITAL PROJECTS	171	REGIONS BANK - MPEC PARKING GARAGE	14,192,618.13	53,505.33	14,246,123.46	4.50	4.25		
COUNTY GENERAL FUND/BI-COUNTY	101/207	F & M BANK - ICS	45,334,616.15	165,170.15	45,499,786.30	4.75	4.50		Opened 10/2022
		TOTALS	**$ 503,923,368.92**	**$ 1,401,346.42**	**$ 505,324,715.34**				

Kimberly B. Wiggins, MBA Montgomery County Trustee 3/31/23

COMPARISON OF HOTEL OCCUPANCY TAX COLLECTIONS

MONTH	1999	2000	2001	2002	2003	2004	2005	2006	2007	2008
JANUARY	$ 27,098.84	$ 30,533.18	$ 48,458.76	$50,828.98	$ 65,230.13	$ 72,800.02	$ 78,874.92	$ 63,103.00	$ 73,675.57	$ 80,603.04
FEBRUARY	$ 29,909.16	$ 30,389.03	$ 47,751.41	$53,770.38	$ 68,380.09	$ 91,527.44	$ 67,626.09	$ 63,689.44	$ 71,126.97	$ 78,321.88
MARCH	$ 31,464.65	$ 32,987.23	$ 56,924.49	$54,806.34	$ 93,121.20	$ 103,994.62	$ 70,053.21	$ 65,063.08	$ 78,796.55	$ 83,799.10
APRIL	$ 36,921.57	$ 39,278.27	$ 64,682.11	$75,899.40	$ 94,829.04	$ 92,468.13	$ 102,342.68	$ 99,137.03	$ 112,761.36	$ 122,941.33
MAY	$ 45,431.12	$ 40,659.75	$ 67,111.76	$71,882.71	$ 91,093.92	$ 96,224.80	$ 90,741.56	$ 85,506.62	$ 103,205.69	$ 90,117.49
JUNE	$ 41,300.90	$ 40,705.58	$ 67,033.52	$78,332.61	$ 84,186.25	$ 91,007.71	$ 100,085.45	$ 89,668.92	$ 135,081.86	$ 106,604.47
JULY	$ 43,822.68	$ 43,848.22	$ 71,259.56	$88,829.01	$ 88,224.67	$ 90,974.37	$ 110,606.98	$ 94,808.25	$ 136,085.79	$ 95,500.92
AUGUST	$ 51,914.05	$ 82,607.67	$ 80,724.48	$103,831.95	$ 111,787.39	$ 114,839.93	$ 126,860.91	$ 99,007.81	$ 128,691.23	$ 106,602.50
SEPTEMBER	$ 45,085.51	$ 77,573.12	$ 75,928.35	$71,760.72	$ 89,163.84	$ 88,227.22	$ 103,528.65	$ 93,998.21	$ 122,277.00	$ 94,452.48
OCTOBER	$ 62,566.96	$ 78,223.81	$ 64,421.97	$67,912.08	$ 71,058.32	$ 85,219.87	$ 103,329.13	$ 120,964.50	$ 115,299.73	$ 83,620.66
NOVEMBER	$ 42,478.02	$ 67,894.53	$ 70,109.29	$68,664.15	$ 77,700.65	$ 90,975.56	$ 93,726.35	$ 95,136.90	$ 132,492.92	$ 100,329.52
DECEMBER	$ 37,644.94	$ 54,665.88	$ 64,491.24	$65,970.79	$ 71,088.08	$ 87,086.86	$ 88,085.13	$ 93,788.01	$ 89,362.16	$ 116,462.45
YEARLY TOTAL	$ 495,658.40	$ 619,366.27	$ 778,896.94	$852,489.12	$ 1,005,863.58	$ 1,105,346.53	$1,135,861.06	$ 1,063,871.77	$ 1,298,856.83	$ 1,159,355.84

	2009	2010	2011	2012	2013	2014	2015	2016	2017	2018
JANUARY	$ 87,058.36	$ 98,797.30	$ 93,568.93	$ 122,959.56	$ 101,963.52	$ 106,908.64	$ 118,820.77	$ 113,056.55	$ 114,268.84	$ 131,329.69
FEBRUARY	$ 103,484.37	$ 122,425.01	$ 98,617.91	$ 130,592.70	$ 84,950.58	$ 111,395.05	$ 108,102.01	$ 105,945.34	$ 114,189.67	$ 142,245.75
MARCH	$ 106,133.80	$ 97,223.36	$ 123,655.30	$ 130,540.42	$ 89,897.89	$ 107,789.42	$ 97,758.36	$ 122,221.56	$ 111,730.41	$ 157,852.20
APRIL	$ 131,183.50	$ 147,129.46	$ 141,216.66	$ 166,930.70	$ 127,011.20	$ 172,086.66	$ 168,753.98	$ 154,016.56	$ 160,436.24	$ 191,271.58
MAY	$ 124,347.50	$ 140,099.75	$ 148,155.80	$ 145,100.30	$ 114,744.33	$ 137,305.59	$ 163,656.94	$ 159,382.00	$ 165,458.19	$ 181,337.94
JUNE	$ 128,926.73	$ 156,904.04	$ 165,434.81	$ 156,556.28	$ 149,278.38	$ 149,761.84	$ 167,364.58	$ 173,701.26	$ 171,984.70	$ 213,499.05
JULY	$ 138,948.38	$ 155,002.42	$ 166,721.40	$ 142,543.24	$ 139,764.87	$ 155,951.38	$ 163,931.64	$ 182,334.33	$ 181,262.97	$ 215,170.38
AUGUST	$ 138,546.34	$ 159,398.89	$ 189,029.54	$ 144,944.86	$ 138,508.95	$ 141,828.40	$ 183,006.76	$ 193,937.40	$ 244,700.44	$ 221,120.45
SEPTEMBER	$ 110,943.01	$ 139,077.22	$ 183,172.65	$ 137,762.39	$ 123,496.85	$ 134,695.73	$ 136,037.06	$ 183,545.89	$ 200,094.86	$ 209,451.76
OCTOBER	$ 103,998.14	$ 106,852.14	$ 150,626.03	$ 136,406.87	$ 118,284.80	$ 131,945.61	$ 137,714.25	$ 156,101.99	$ 177,865.83	$ 312,670.78
NOVEMBER	$ 117,095.86	$ 111,906.42	$ 169,407.63	$ 139,934.80	$ 133,540.36	$ 159,367.06	$ 162,825.42	$ 168,948.08	$ 166,973.57	$ 359,166.51
DECEMBER	$ 107,900.37	$ 110,667.80	$ 151,081.34	$ 112,969.35	$ 124,889.36	$ 120,067.79	$ 148,644.37	$ 135,623.41	$ 136,062.06	$ 304,165.85
YEARLY TOTAL	$ 1,398,566.36	$ 1,545,483.81	$ 1,780,688.00	$1,667,241.47	$ 1,446,331.09	$ 1,629,103.17	$1,756,616.14	$ 1,848,814.37	$ 1,945,027.78	$ 2,639,281.94

	2019	2020	2021	2022	2023	2024	2025	2026	2027	2028
JANUARY	$ 249,584.81	$ 224,733.61	$ 188,918.32	$354,982.99	$ 283,012.30					
FEBRUARY	$ 235,846.43	$ 199,851.31	$ 34,221.01	$251,273.61	$ 222,447.97					
MARCH	$ 246,190.62	$ 242,581.40	$ 375,947.05	$327,231.00	$ 423,747.82					
APRIL	$ 327,364.28	$ 242,689.32	$ 286,854.83	$387,293.60						
MAY	$ 328,466.47	$ 107,019.47	$ 311,572.62	$421,520.41						
JUNE	$ 343,571.42	$ 194,840.08	$ 344,920.28	$404,257.75						
JULY	$ 312,433.04	$ 256,004.91	$ 330,730.87	$478,417.53						
AUGUST	$ 353,424.51	$ 265,567.11	$ 425,173.50	$479,216.92						
SEPTEMBER	$ 309,493.64	$ 240,667.36	$ 399,128.07	$394,545.95						
OCTOBER	$ 290,520.17	$ 236,616.24	$ 293,314.19	$368,610.72						
NOVEMBER	$ 355,663.80	$ 263,455.19	$ 340,735.42	$455,514.89						
DECEMBER	$ 284,157.31	$ 205,063.79	$ 340,635.97	$330,074.51						
YEARLY TOTAL	$ 3,636,716.50	$ 2,679,089.79	$ 3,672,152.13	$4,652,939.88	$ 929,208.09	$ -	$ -	$ -	$ -	$ -

Kimberly B. Wiggins, MBA, Montgomery County Trustee

4/10/2023

FISCAL YEAR 2020-2021 TOTAL	$ 3,009,808.71
FISCAL YEAR 2021-2022 TOTAL	$ 4,276,277.38
FISCAL YEAR 2022-2023 TOTAL	$3,435,588.61

Clarksville/Montgomery County Sales Tax Distribution Monthly Comparison Report

	City of Clarksville	School Operations	School Debt Service	Total Monthly Sales Tax
FY 2007-2008 Totals	$ 11,068,305.39	$ 31,260,284.87	$ 2,902,417.86	$ 45,231,008.12
FY 2008-2009 Totals	$ 11,282,434.89	$ 31,923,859.91	$ 2,964,819.92	$ 46,171,114.72
FY 2009-2010 Totals	$ 11,762,260.45	$ 33,293,704.75	$ 3,092,203.01	$ 48,148,168.21
FY 2010-2011 Totals	$ 12,160,832.28	$ 34,564,521.72	$ 3,212,146.92	$ 49,937,500.92
FY 2011-2012 Totals	$ 14,489,406.12	$ 40,622,715.82	$ 3,767,656.08	$ 58,879,778.02
FY 2012-2013 Totals	$ 13,594,753.04	$ 38,301,020.55	$ 3,554,853.25	$ 55,450,626.84
FY 2013-2014 Totals	$ 13,814,065.84	$ 38,862,274.65	$ 3,606,181.55	$ 56,282,522.04
FY 2014-2015 Totals	$ 14,467,222.96	$ 41,136,304.15	$ 3,823,093.99	$ 59,426,621.10
FY 2015-2016 Totals	$ 16,056,308.82	$ 46,365,733.92	$ 155,485.95	$ 62,577,528.69
FY 2016-2017 Totals	$ 16,672,053.56	$ 48,246,975.49	$ 166,878.05	$ 65,085,907.10
FY 2017-2018 Totals	$ 17,637,260.05	$ 52,034,593.37	$ 228,877.29	$ 69,900,730.71
FY 2018-2019 Totals	$ 19,073,787.26	$ 59,323,678.41	$ 408,095.19	$ 78,805,560.86
FY 2019-2020 Totals	$ 20,425,080.37	$ 62,183,181.72	$ 366,306.13	$ 82,974,568.22
FY 2020-2021 Totals	$ 23,436,271.61	$ 70,146,468.64	$ 366,580.31	$ 93,949,320.56
FY 2021-2022 Totals	$ 26,620,794.06	$ 80,567,738.67	$ 673,217.93	$ 107,861,750.66

FY 2022-23 by Month	City of Clarksville	School Operations	School Debt Service	Total Monthly Sales Tax
July	$ 2,275,251.51	$ 7,014,982.63	$ 59,320.05	$ 9,349,554.19
August	$ 2,150,495.16	$ 6,641,152.57	$ 67,035.31	$ 8,858,683.04
September	$ 2,257,777.77	$ 6,875,057.10	$ 55,411.28	$ 9,188,246.15
October	$ 2,301,471.00	$ 7,020,987.20	$ 58,778.33	$ 9,381,236.53
November	$ 2,303,949.62	$ 7,063,982.32	$ 63,201.83	$ 9,431,133.77
December	$ 2,673,255.88	$ 8,296,960.80	$ 69,722.60	$ 11,039,939.28
January	$ 2,118,207.88	$ 6,365,454.76	$ 51,596.74	$ 8,535,259.38
February				$ -
March				$ -
April				$ -
May				$ -
June				$ -
TOTALS	**$ 16,080,408.82**	**$ 49,278,577.38**	**$ 425,066.14**	**$ 65,784,052.34**

CLARKSVILLE-MONTGOMERY COUNTY

SALES TAX COLLECTIONS COMPARISON REPORT

	2007-2008	2008-2009	2009-2010	2010-2011	2011-2012	2012-2013	2013-2014	2014-2015	2015-2016	2016-2017	
July	$ 3,851,625.57	$ 3,807,908.75	$ 3,944,322.43	$ 3,973,449.15	$ 4,368,524.95	$ 4,969,328.68	$ 4,610,593.54	$ 4,852,678.91	$ 5,168,417.10	$ 5,108,887.39	
August	$ 4,048,062.83	$ 3,969,101.90	$ 4,155,944.24	$ 4,485,348.58	$ 4,365,279.31	$ 4,770,982.11	$ 4,742,043.02	$ 5,021,678.21	$ 5,207,421.78	$ 5,488,585.29	
September	$ 3,697,336.74	$ 3,591,425.40	$ 3,765,577.37	$ 4,044,918.09	$ 4,687,426.40	$ 4,458,831.11	$ 4,419,749.47	$ 4,702,911.95	$ 5,180,576.80	$ 5,168,524.78	
October (August Coll.)	$ 3,813,108.63	$ 3,666,073.38	$ 3,836,157.44	$ 3,971,998.55	$ 5,337,736.53	$ 4,615,095.98	$ 4,466,644.01	$ 4,728,833.37	$ 4,864,832.93	$ 5,153,508.18	Sales Tax Holiday 8/5-7/2011, 8/3-5/2012, 8/2-4/2013, 8/1-3/2014
November	$ 3,900,630.43	$ 3,614,756.11	$ 3,824,985.82	$ 3,943,598.18	$ 5,120,107.11	$ 4,634,486.72	$ 4,613,925.43	$ 4,903,526.36	$ 5,121,809.98	$ 5,382,914.73	
December	$ 3,476,063.68	$ 3,479,758.37	$ 3,746,233.68	$ 3,865,625.08	$ 4,668,853.03	$ 4,330,938.36	$ 4,538,509.17	$ 4,800,598.96	$ 4,805,275.18	$ 5,035,853.77	
January	$ 3,782,928.31	$ 3,911,901.46	$ 3,918,328.61	$ 3,978,924.86	$ 4,936,179.84	$ 4,575,580.98	$ 4,681,693.42	$ 5,011,973.14	$ 5,151,710.36	$ 5,319,404.23	
February	$ 4,792,942.94	$ 4,984,794.05	$ 5,220,113.70	$ 5,316,608.81	$ 6,261,020.97	$ 5,624,805.48	$ 5,928,617.84	$ 6,595,642.59	$ 6,735,732.86	$ 7,131,134.54	December (actual collection month) Typical Yearly High Sales Tax Collection Month
March	$ 3,158,680.40	$ 3,529,385.22	$ 3,579,055.71	$ 3,519,094.43	$ 4,247,079.33	$ 3,885,858.93	$ 4,043,956.23	$ 4,367,324.16	$ 4,503,712.84	$ 4,734,698.38	
April	$ 3,351,393.11	$ 3,738,282.75	$ 3,801,787.78	$ 3,944,756.92	$ 4,803,176.86	$ 4,286,888.78	$ 4,580,279.94	$ 4,341,404.11	$ 4,911,278.37	$ 4,594,902.21	
May	$ 3,814,407.26	$ 4,044,427.55	$ 4,305,544.93	$ 4,527,749.91	$ 5,310,119.72	$ 4,751,487.50	$ 4,933,619.42	$ 5,157,153.72	$ 5,522,250.32	$ 5,755,448.68	
June	$ 3,543,826.22	$ 3,833,299.78	$ 4,050,116.50	$ 4,365,430.36	$ 4,774,273.97	$ 4,546,342.21	$ 4,722,890.55	$ 4,942,895.62	$ 5,182,876.37	$ 5,536,547.51	Sales Tax Holiday April 25-27, 2008
TOTAL	$ 45,231,008.12	$ 46,171,114.72	$ 48,148,168.21	$ 49,937,500.92	$ 58,879,778.02	$ 55,450,626.84	$ 56,282,522.04	$ 59,426,621.10	$ 62,355,894.89	$ 64,410,409.69	
Increase/Decrease	($525,338.19)	$940,106.60	$ 1,977,053.49	$ 1,789,332.71	$ 8,942,277.10	($3,429,151.18)	$ 831,895.20	$ 3,144,099.06	$ 2,929,273.79	$ 2,054,514.80	

MONTH	2017-2018	2018-2019	2019-2020	2020-2021	2021-2022	2022-2023	2023-2024	2024-2025	2025-2026	2026-2027	
July	$ 5,593,532.25	$ 6,102,326.70	$ 6,902,369.20	$ 7,463,613.69	$ 8,433,496.17	$ 9,802,378.64					
August	$ 5,679,437.81	$ 6,273,117.82	$ 6,720,676.29	$ 7,511,004.74	$ 8,363,509.31	$ 9,797,993.70					
September	$ 5,386,830.74	$ 5,896,213.41	$ 6,460,370.74	$ 7,120,547.59	$ 7,883,492.57	$ 9,349,554.19					
October	$ 5,308,674.32	$ 6,354,157.14	$ 6,395,967.83	$ 6,794,012.69	$ 8,108,436.77	$ 8,858,683.04					
November	$ 5,730,063.05	$ 6,164,829.97	$ 6,395,604.71	$ 7,168,367.05	$ 8,365,163.70	$ 9,188,246.15					
December	$ 5,408,782.14	$ 6,530,750.49	$ 6,384,366.08	$ 7,393,332.27	$ 8,570,042.79	$ 9,381,236.53					
January	$ 5,735,987.66	$ 6,387,448.34	$ 6,800,428.76	$ 7,637,987.96	$ 9,259,650.78	$ 9,431,133.77					
February	$ 7,519,440.21	$ 9,137,199.69	$ 10,549,656.26	$ 9,869,277.73	$ 10,701,832.46	$ 11,039,939.28					December (actual collection month) Typical Yearly High Sales Tax Collection Month
March	$ 4,943,127.78	$ 5,562,368.10	$ 5,800,973.91	$ 7,461,758.93	$ 7,918,282.14	$ 8,535,259.38					
April	$ 5,260,194.37	$ 5,605,081.09	$ 6,028,266.10	$ 5,902,061.34	$ 8,117,715.66						
May	$ 6,263,155.39	$ 6,846,982.72	$ 6,690,623.37	$ 9,175,685.56	$ 9,750,110.66						
June	$ 5,969,030.53	$ 6,697,484.42	$ 6,493,692.03	$ 8,629,283.76	$ 9,586,650.79						
Total	$ 68,796,256.25	$ 77,557,959.89	$ 81,622,995.28	$ 92,125,933.51	$ 105,058,383.80	$ 85,384,424.68	$ -	$ -	$ -	$ -	
Increase/(Decrease)	$ 4,387,846.56	$ 8,759,703.64	$ 4,065,035.39	$ 10,503,938.23	$ 12,931,450.29						

Kimberly B. Wiggins, Montgomery County Trustee, April 10, 2023

Events that mark Notable Change in Clarksville/Montgomery County Sales Tax Revenue

FISCAL YEAR	EVENT
2007-2008	Presidential Election/Housing Crisis/Banking/Stock Market/Interest Rates Decline/"The Big Unwind"
2007-2008	Operation Enduring Freedom
9/2008	$200 Bill. Federal Bailout of Fannie & Freddie, Lehman Chap.11, Merrill bought by BofA, AIG loaned $85bill. By Fed. Reserve

Dec. 2007-The Worst Recession since the Great Depression began

June, 2009-"Official" Ending of the Worst Recession since the Great Depression, per the Federal Government Officials

October, 2010-"This is the Slowest and Feebleist Recovery in the U.S.A.'s History,"~Steve Forbes

First Quarter, 2011-4/4&13/11 WSJ called the US Economy "The Incredible Shrinking Recovery"-The US Economy appears to have grown by little more than 1.5% in the 1st Qtr., well below the 4% annualized most expected back in January.

It is no coincidence that bank earnings have been retreating as well. **Inflation/Stagflation**, in the 3 months ending Feb., 2011, was running at an annualized rate of 5.6% and does not come close to compensating investors with their current low interest rate of .00%-.25%.

WSJ-"Great Symbolic Blow" 8/5/11-America Gets Downgraded from AAA+ to AA+ by Standard & Poors-now 16 countries in the world have a better credit rating than the U.S.A.

Jan. 2013-THE NEW YORK TIMES Matthew Bishop "The latest green shoots of recovery in the Unites States already show signs of turning brown." Paul Krugman "Without a radical change in economic policy in both the Unites States and Europe, the likiest outcome is a prolonged depression, perhaps not as "great" as in the 1930's but with clear similarities, above all in the immense human cost of needlessly high unemployment."

Jan. 14, 2013 Hemlock Semiconductor LLC delays the start up of the Clarksville facility.

For Calendar Year 2013-Economists are predicting a 1.4% GDP

October 14, 2013, Hankook Tire coming to Clarksville with 1,800 direct jobs and build an $800million manufacturing facility in Clarksville/Montgomery County

December 16, 2014-Fort Campbell uncertainty and Hemlock to close permanently. Leaf Chronicle

WSJ 3/21/2018 Fed See Growth Ahead in Economy ....the Fed Funds Rate was raised from 1.50%-1.75% and the Feds penciled in 2 more rate increases this year.

WSJ 8/21/2018 Fed Funds Rate 1.75%-2.00% APY

MONTGOMERY COUNTY
TENNESSEE

Montgomery County Government
Building and Codes Department
350 Pageant Lane Suite 309
Clarksville, TN 37040

Phone
931-648-5718

Fax
931-553-5121

Memorandum

TO: **Wes Golden, County Mayor**

FROM: **Rod Streeter, Building Commissioner** RS

DATE: **April 3, 2023**

SUBJ: **March 2023 ADEQUATE FACILITIES TAX REPORT**

The total number of receipts issued in March 2023 is as follows: City 146 and County 65 for a total of 311.

There were 114 receipts issued on single-family dwellings, 17 receipts issued on multi-family dwellings with a total of 88 units, 0 receipts issued on condominiums with a total of 0 units, 0 receipts issued on townhouses. There was 1 exemption receipt issued.

The total taxes received for March 2023 was $105,000.00
The total refunds issued for March 2023 was $0.00.
Total Adequate Facilities Tax Revenue for March 2023 was $105,000.00

FISCAL YEAR 2022/2023 TOTALS TO DATE:

TOTAL NUMBER OF Adequate Facilities Tax Receipts Issued:	City:	2077
	County:	448
	Total:	2525
TOTAL REFUNDS:		$1,000.00
TOTAL TAXES RECEIVED:		$1,321,500.00

NUMBER OF LOTS AND DWELLINGS ISSUED	CITY	COUNTY	TOTAL
LOTS 5 ACRES OR MORE:	0	49	49
SINGLE-FAMILY DWELLINGS:	414	297	711
MULTI-FAMILY DWELLINGS (199 Receipts):	1524	87	1611
CONDOMINIUMS: (44 Receipts)	44	0	44
TOWNHOUSES:	92	0	92
EXEMPTIONS: (17 Receipts)	9	9	18
REFUNDS ISSUED: (1 Receipt)	(0)	(1)	(1)

RS/bf

cc: Wes Golden, County Mayor
Jeff Taylor, Accounts and Budgets
Teresa Cottrell, County Clerk

MONTGOMERY COUNTY
TENNESSEE

Montgomery County Government
Building and Codes Department

Phone
931-648-5718

350 Pageant Lane Suite 309
Clarksville, TN 37040

Fax
931-553-5121

Memorandum

TO: **Wes Golden, County Mayor**

FROM: **Rod Streeter, Building Commissioner** RS

DATE: **April 3, 2023**

SUBJ: **March 2023 PERMIT REVENUE REPORT**

The number of permits issued in March 2023 is as follows: Building Permits 125, Grading Permits 6, Mechanical Permits 76, and Plumbing Permits 27 for a total of 234 permits.

The total cost of construction was $18,629,202.00. The revenue is as follows: Building Permits $61,590.40, Grading Permits $3,373.00, Plumbing Permits $2,700.00, Mechanical Permits: $8,770.00 Plans Review $7,619.50, BZA $0.00, Re-Inspections $550.00, Pre-Inspection $0.00, Safety Inspection $50.00, and Miscellaneous Fees $0.00 the total revenue received in March 2023 was $85,102.90.

FISCAL YEAR 2022/2023 TOTALS TO DATE:

NUMBER OF SINGLE FAMILY PERMITS:	297
COST OF CONSTRUCTION:	$305,020,914.00
NUMBER OF BUILDING PERMITS:	870
NUMBER OF PLUMBING PERMITS:	267
NUMBER OF MECHANICAL PERMITS:	453
NUMBER OF GRADING PERMITS:	11
BUILDING PERMITS REVENUE:	$1,566,780.98
PLUMBING PERMIT REVENUE:	$28,900.00
MECHANICAL PERMIT REVENUE:	$47,620.00
GRADING PERMIT REVENUE:	$6,238.00
RENEWAL FEES:	$1,950.00
PLANS REVIEW FEES:	$171,955.25
BZA FEES:	$3,000.00
RE-INSPECTION FEES:	$4,900.00
PRE-INSPECTION FEES:	$0.00
SAFETY INSPECTION FEES:	$100.00
MISCELLANEOUS FEES:	$0.00
MISC REFUNDS	$2,451.75
SWBA	$0.00
TOTAL REVENUE:	$1,831,945.98

RS/bf

cc: Wes Golden, County Mayor
Jeff Taylor, Accounts and Budgets
Teresa Cottrell, County Clerk

MONTGOMERY COUNTY GOVERNMENT, TN

YEAR-TO-DATE BUDGET REPORT

FOR 2023 09

JOURNAL DETAIL 2023 1 TO 2023 9

	ORIGINAL ESTIM REV	REVISED EST REV	ACTUAL YTD REVENUE	ACTUAL MTD REVENUE	REMAINING REVENUE	PCT COLL
101 COUNTY GENERAL						
40110 CURRENT PROPERTY TAX	-67,848,000	-67,848,000	-61,433,427.39	.00	-6,414,572.61	90.5%
40120 TRUSTEE'S COLLECTIONS - PYR	-1,000,000	-1,000,000	-598,693.21	.00	-401,306.79	59.9%
40125 TRUSTEE COLLECTIONS - BANKRUP	-30,000	-30,000	-26,111.69	.00	-3,888.31	87.0%
40130 CIRCUIT/CHANCERY COLLECT-PYR	-500,000	-500,000	-255,855.33	.00	-244,144.67	51.2%
40140 INTEREST & PENALTY	-300,000	-300,000	-181,208.52	.00	-118,791.48	60.4%
40161 PMTS IN LIEU OF TAXES - T.V.A	-763	-763	-762.74	.00	-.26	100.0%
40162 PMTS IN LIEU OF TAXES -UTILIT	-1,415,000	-1,415,000	-1,195,432.78	-138,777.84	-219,567.22	84.5%
40163 PMTS IN LIEU OF TAXES - OTHER	-915,327	-915,327	-892,376.49	-50,891.49	-22,950.51	97.5%
40220 HOTEL/MOTEL TAX	-2,200,000	-2,200,000	-1,492,782.46	.00	-707,217.54	67.9%
40250 LITIGATION TAX - GENERAL	-410,000	-410,000	-260,170.86	-33,766.72	-149,829.14	63.5%
40260 LITIGATION TAX-SPECIAL PURPOS	-80,000	-80,000	-50,698.84	-6,318.84	-29,301.16	63.4%
40270 BUSINESS TAX	-1,600,000	-1,600,000	-499,806.28	-85,052.74	-1,100,193.72	31.2%
40320 BANK EXCISE TAX	-400,000	-400,000	-454,030.51	-454,030.51	54,030.51	113.5%
40330 WHOLESALE BEER TAX	-400,000	-400,000	-274,274.85	-26,813.14	-125,725.15	68.6%
41120 ANIMAL REGISTRATION	-195,000	-195,000	-148,037.40	-85.00	-46,962.60	75.9%
41130 ANIMAL VACCINATION	-10,000	-10,000	-8,964.00	-1,416.00	-1,036.00	89.6%
41140 CABLE TV FRANCHISE	-275,000	-275,000	-208,024.06	.00	-66,975.94	75.6%
41520 BUILDING PERMITS	-1,000,000	-1,000,000	-844,033.03	-59,216.10	-155,966.97	84.4%
41540 PLUMBING PERMITS	-20,000	-20,000	-28,750.00	-2,500.00	8,750.00	143.8%
41590 OTHER PERMITS	-375,000	-375,000	-239,603.75	-25,423.00	-135,396.25	63.9%
42110 FINES	-14,000	-14,000	-7,106.01	-166.25	-6,893.99	50.8%
42120 OFFICERS COSTS	-22,000	-22,000	-11,976.40	-1,332.38	-10,023.60	54.4%
42141 DRUG COURT FEES	-1,600	-1,600	-1,008.66	-64.60	-591.34	63.0%
42142 VETERANS TREATMENT COURT FEES	-1,800	-1,800	-555.97	-37.52	-1,244.03	30.9%
42190 DATA ENTRY FEES -CIRCUIT COUR	-9,000	-9,000	-7,030.08	-873.25	-1,969.92	78.1%
42191 COURTROOM SECURITY - CIRCUIT	-7,500	-7,500	-5,667.39	-887.06	-1,832.61	75.6%
42192 CIRCUIT COURT VICTIMS ASSESS	-3,525	-3,525	-2,951.42	-462.65	-573.58	83.7%
42310 FINES	-135,000	-135,000	-92,199.87	-7,928.12	-42,800.13	68.3%
42311 FINES - LITTERING	-250	-250	-403.75	-3.40	153.75	161.5%
42320 OFFICERS COSTS	-225,000	-225,000	-166,791.80	-20,453.77	-58,208.20	74.1%
42330 GAME & FISH FINES	-500	-500	-487.11	-173.25	-12.89	97.4%
42341 DRUG COURT FEES	-20,000	-20,000	-15,725.80	-1,988.75	-4,274.20	78.6%
42342 VETERANS TREATMENT COURT FEES	-14,250	-14,250	-10,710.98	-1,324.32	-3,539.02	75.2%
42350 JAIL FEES GENERAL SESSIONS	-200,000	-200,000	-209,440.01	-37,975.85	9,440.01	104.7%
42380 DUI TREATMENT FINES	-20,000	-20,000	-11,981.98	-1,734.54	-8,018.02	59.9%
42390 DATA ENTRY FEE-GENERAL SESS	-63,000	-63,000	-36,329.94	-4,520.45	-26,670.06	57.7%
42392 GEN SESSIONS VICTIM ASSESSMNT	-50,000	-50,000	-35,768.36	-5,029.53	-14,231.64	71.5%
42410 FINES	-1,700	-1,700	-513.00	-14.25	-1,187.00	30.2%
42420 OFFICERS COSTS	-15,000	-15,000	-11,790.44	-1,483.90	-3,209.56	78.6%
42450 JAIL FEES	-63,000	-63,000	-15,997.11	-2,214.06	-47,002.89	25.4%

MONTGOMERY COUNTY GOVERNMENT, TN

YEAR-TO-DATE BUDGET REPORT

FOR 2023 09 JOURNAL DETAIL 2023 1 TO 2023 9

	ORIGINAL ESTIM REV	REVISED EST REV	ACTUAL YTD REVENUE	ACTUAL MTD REVENUE	REMAINING REVENUE	PCT COLL
42490 DATA ENTRY FEE-JUVENILE COURT	-10,250	-10,250	-4,629.02	-660.00	-5,620.98	45.2%
42520 OFFICERS COSTS	-35,000	-35,000	-21,684.50	-2,638.00	-13,315.50	62.0%
42530 DATA ENTRY FEE -CHANCERY COUR	-5,000	-5,000	-3,240.00	-416.00	-1,760.00	64.8%
42610 FINES	-1,000	-1,000	-581.39	-59.37	-418.61	58.1%
42641 DRUG COURT FEES	-30,000	-30,000	-42,336.00	-5,682.00	12,336.00	141.1%
42910 PROCEEDS -CONFISCATED PROPERT	-3,000	-3,525	-525.00	.00	-3,000.00	14.9%
42990 OTHER FINES/FORFEITS/PENALTIE	-18,300	-18,300	-5,297.62	-544.00	-13,002.38	28.9%
43120 PATIENT CHARGES	-6,900,000	-6,900,000	-5,421,196.62	-838,501.02	-1,478,803.38	78.6%
43140 ZONING STUDIES	-4,500	-4,500	-3,000.00	-500.00	-1,500.00	66.7%
43190 OTHER GENERAL SERVICE CHARGES	-55,000	-55,000	-52,080.63	-5,876.00	-2,919.37	94.7%
43340 RECREATION FEES	-17,000	-17,000	-77,302.51	-13,432.50	60,302.51	454.7%
43350 COPY FEES	-9,200	-9,200	-8,721.22	-1,198.80	-478.78	94.8%
43365 ARCHIVE & RECORD MANAGEMENT	-475,500	-475,500	-304,873.72	-36,300.39	-170,626.28	64.1%
43366 GREENBELT LATE APPLICATION FE	0	0	-250.00	.00	250.00	100.0%
43370 TELEPHONE COMMISSIONS	-387,000	-387,000	-268,947.98	-34,287.72	-118,052.02	69.5%
43380 VENDING MACHINE COLLECTIONS	-68,000	-68,000	-46,104.51	-5,374.22	-21,895.49	67.8%
43383 TITLING AND REGISTRATION	0	0	-127,507.00	-15,066.00	127,507.00	100.0%
43392 DATA PROCESSING FEES -REGISTE	-80,000	-80,000	-54,080.00	-5,482.00	-25,920.00	67.6%
43393 PROBATION FEES	-27,000	-27,000	-3,828.00	-45.00	-23,172.00	14.2%
43394 DATA PROCESSING FEES - SHERIF	-30,000	-30,000	-19,759.29	-2,554.30	-10,240.71	65.9%
43395 SEXUAL OFFENDER FEE - SHERIFF	-18,000	-18,000	-13,700.00	-8,000.00	-4,300.00	76.1%
43396 DATA PROCESSING FEE-COUNTY CL	-30,000	-30,000	-11,022.00	-1,971.00	-18,978.00	36.7%
43990 OTHER CHARGES FOR SERVICES	-4,200	-4,200	-11,479.00	-350.00	7,279.00	273.3%
44110 INTEREST EARNED	-100,000	-100,000	166,675.42	-417,070.21	-266,675.42	-166.7%
44120 LEASE/RENTALS	-594,458	-594,458	-279,446.50	-51,670.00	-315,011.50	47.0%
44140 SALE OF MAPS	-3,000	-3,000	.00	.00	-3,000.00	.0%
44170 MISCELLANEOUS REFUNDS	-341,804	-341,804	-227,905.45	-33,976.79	-113,898.55	66.7%
44530 SALE OF EQUIPMENT	-5,000	-27,305	-61,600.00	-500.00	34,295.00	225.6%
44570 CONTRIBUTIONS & GIFTS	0	0	-3,000.00	.00	3,000.00	100.0%
44990 OTHER LOCAL REVENUES	-456,355	-460,855	-446,876.42	-67,019.14	-13,978.58	97.0%
45510 COUNTY CLERK	-2,100,000	-2,100,000	-1,393,069.55	-179,893.06	-706,930.45	66.3%
45520 CIRCUIT COURT CLERK	-680,000	-680,000	-489,811.09	-63,315.97	-190,188.91	72.0%
45540 GENERAL SESSIONS COURT CLERK	-1,700,000	-1,700,000	-1,263,918.13	-191,002.45	-436,081.87	74.3%
45550 CLERK & MASTER	-425,000	-425,000	-281,975.96	-35,095.72	-143,024.04	66.3%
45560 JUVENILE COURT CLERK	-200,000	-200,000	-137,023.92	-18,346.73	-62,976.08	68.5%
45580 REGISTER	-1,000,000	-1,000,000	-1,004,698.06	-95,885.28	4,698.06	100.5%
45590 SHERIFF	-70,000	-70,000	-66,685.40	-7,355.13	-3,314.60	95.3%
45610 TRUSTEE	-4,000,000	-4,000,000	-4,045,701.82	-1,030,564.41	45,701.82	101.1%
46110 JUVENILE SERVICES PROGRAM	-580,011	-580,011	-384,094.07	-5,969.21	-195,916.93	66.2%
46210 LAW ENFORCEMENT TRAINING PROG	-65,400	-121,200	-118,700.00	-118,700.00	-2,500.00	97.9%
46290 OTHER PUB SAFETY GRANT	0	-1,700	-1,700.00	.00	.00	100.0%
46390 OTHER HEALTH & WELFARE GRANT	-130,000	-149,000	-79,607.25	-29,398.79	-69,392.75	53.4%
46430 LITTER PROGRAM	-91,300	-91,300	-20,206.50	.00	-71,093.50	22.1%
46490 OTHER PUBLIC SAFETY GRANTS	0	-23,380	.00	.00	-23,380.00	.0%

YEAR-TO-DATE BUDGET REPORT

FOR 2023 09 JOURNAL DETAIL 2023 1 TO 2023 9

	ORIGINAL ESTIM REV	REVISED EST REV	ACTUAL YTD REVENUE	ACTUAL MTD REVENUE	REMAINING REVENUE	PCT COLL
46810 FLOOD CONTROL	-500	-500	-3,536.25	.00	3,036.25	707.3%
46830 BEER TAX	-18,000	-18,000	-10,442.57	.00	-7,557.43	58.0%
46835 VEHICLE CERTIFICATE OF TITLE	-27,000	-27,000	-17,494.00	-2,025.40	-9,506.00	64.8%
46840 ALCOHOLIC BEVERAGE TAX	-250,000	-250,000	-310,412.76	.00	60,412.76	124.2%
46851 STATE REVENUE SHARING - T.V.A	-1,828,069	-1,828,069	-1,080,834.28	.00	-747,234.72	59.1%
46852 REVENUE SHARING - TELECOM	-200,000	-200,000	-171,721.44	-21,253.75	-28,278.56	85.9%
46855 SHARED SPRTS GAMING PRIVILEGE	0	0	-61,067.22	.00	61,067.22	100.0%
46890 PRISONER TRANSPORTATION	-15,000	-15,000	-6,996.16	-88.73	-8,003.84	46.6%
46915 CONTRACTED PRISONER BOARDING	-260,000	-260,000	-324,638.00	.00	64,638.00	124.9%
46960 REGISTRAR'S SALARY SUPPLEMENT	-15,164	-15,164	-7,582.00	.00	-7,582.00	50.0%
46980 OTHER STATE GRANTS	-3,458,402	-5,027,844	-1,633,887.74	-247,113.52	-3,393,956.26	32.5%
46990 OTHER STATE REVENUES	-35,000	-88,561	-1,337,885.03	-983,532.33	1,249,324.03	1510.7%
47235 HOMELAND SECURITY GRANTS	-74,350	-215,089	-9,198.05	.00	-205,890.95	4.3%
47590 OTHER FEDERAL THROUGH STATE	-54,638	-263,437	-64,833.86	-5,337.60	-198,603.14	24.6%
47700 ASSET FORFEITURE FUNDS	-292,000	-292,000	-261,393.20	-5,313.26	-30,606.80	89.5%
47990 OTHER DIRECT FEDERAL REVENUE	-2,000	-659,275	-248,105.80	-200.00	-411,169.20	37.6%
48130 CONTRIBUTIONS	-267,973	-280,873	-118,113.29	-7,350.00	-162,759.71	42.1%
48140 CONTRACTED SERVICES	-264,000	-264,000	-168,485.65	.00	-95,514.35	63.8%
48610 DONATIONS	-4,110	-111,110	-139,094.57	-7,251.00	27,984.57	125.2%
49700 INSURANCE RECOVERY	0	-118,903	-201,359.59	-51,401.84	82,456.59	169.3%
49800 OPERATING TRANSFERS	-130,534	-140,534	-54,734.08	.00	-85,799.92	38.9%
TOTAL COUNTY GENERAL	-107,788,233	-110,794,062	-92,610,786.52	-5,628,527.92	-18,183,275.48	83.6%

131 GENERAL ROADS

40110 CURRENT PROPERTY TAX	-6,168,000	-6,168,000	-5,585,416.28	.00	-582,583.72	90.6%
40120 TRUSTEE'S COLLECTIONS - PYR	-108,000	-108,000	-54,278.55	.00	-53,721.45	50.3%
40125 TRUSTEE COLLECTIONS - BANKRUP	-3,000	-3,000	-2,373.71	.00	-626.29	79.1%
40130 CIRCUIT/CHANCERY COLLECT-PYR	-50,000	-50,000	-23,259.58	.00	-26,740.42	46.5%
40140 INTEREST & PENALTY	-41,325	-41,325	-16,414.44	.00	-24,910.56	39.7%
40270 BUSINESS TAX	-120,000	-120,000	-43,086.75	-7,332.13	-76,913.25	35.9%
40280 MINERAL SEVERANCE TAX	-284,440	-284,440	-191,541.52	.00	-92,898.48	67.3%
40320 BANK EXCISE TAX	-28,143	-28,143	-41,275.50	-41,275.50	13,132.50	146.7%
44170 MISCELLANEOUS REFUNDS	-20,000	-20,000	-14,253.17	-1,295.00	-5,746.83	71.3%
44530 SALE OF EQUIPMENT	0	-73,223	-82,593.00	-9,100.00	9,370.00	112.8%
46410 BRIDGE PROGRAM	-350,000	-1,447,645	-1,143,496.65	.00	-304,148.35	79.0%
46420 STATE AID PROGRAM	-400,000	-400,000	.00	.00	-400,000.00	.0%
46920 GASOLINE & MOTOR FUEL TAX	-3,912,000	-3,912,000	-3,083,036.03	-353,739.02	-828,963.97	78.8%
46930 PETROLEUM SPECIAL TAX	-124,345	-124,345	-97,209.25	-12,151.14	-27,135.75	78.2%
46980 OTHER STATE GRANTS	0	-280,000	-516.65	.00	-279,483.35	.2%
47230 DISASTER RELIEF	0	-4,650	-4,649.85	.00	-.15	100.0%

YEAR-TO-DATE BUDGET REPORT

FOR 2023 09 JOURNAL DETAIL 2023 1 TO 2023 9

	ORIGINAL ESTIM REV	REVISED EST REV	ACTUAL YTD REVENUE	ACTUAL MTD REVENUE	REMAINING REVENUE	PCT COLL
49700 INSURANCE RECOVERY	-3,000	-3,000	-55,779.69	-1,556.96	52,779.69	1859.3%
TOTAL GENERAL ROADS	-11,612,253	-13,067,771	-10,439,180.62	-426,449.75	-2,628,590.38	79.9%
151 DEBT SERVICE						
40110 CURRENT PROPERTY TAX	-38,550,000	-38,550,000	-34,908,864.81	.00	-3,641,135.19	90.6%
40120 TRUSTEE'S COLLECTIONS - PYR	-650,000	-650,000	-358,125.33	.00	-291,874.67	55.1%
40125 TRUSTEE COLLECTIONS - BANKRUP	-20,000	-20,000	-14,836.10	.00	-5,163.90	74.2%
40130 CIRCUIT/CHANCERY COLLECT-PYR	-250,000	-250,000	-145,372.34	.00	-104,627.66	58.1%
40140 INTEREST & PENALTY	-200,000	-200,000	-105,229.36	.00	-94,770.64	52.6%
40163 PMTS IN LIEU OF TAXES - OTHER	-640,933	-640,933	-640,933.00	-385,579.00	.00	100.0%
40210 LOCAL OPTION SALES TAX	-225,000	-225,000	-486,986.00	-51,596.74	261,986.00	216.4%
40250 LITIGATION TAX - GENERAL	-250,000	-250,000	-238,902.76	-29,907.00	-11,097.24	95.6%
40266 LITIGATION TAX-JAIL/WH/CH	-300,000	-300,000	-256,767.22	-31,806.42	-43,232.78	85.6%
40270 BUSINESS TAX	-120,000	-120,000	-43,086.75	-7,332.13	-76,913.25	35.9%
40285 ADEQUATE FACILITIES TAX	-2,300,000	-2,300,000	-1,790,000.00	-180,000.00	-510,000.00	77.8%
40320 BANK EXCISE TAX	-175,000	-175,000	-257,971.89	-257,971.89	82,971.89	147.4%
44110 INTEREST EARNED	-500,000	-500,000	-1,315,166.99	-71,277.23	815,166.99	263.0%
44990 OTHER LOCAL REVENUES	-196,324	-196,324	.00	.00	-196,324.00	.0%
49800 OPERATING TRANSFERS	-6,432,721	-6,432,721	-154,250.00	-147,125.00	-6,278,471.00	2.4%
TOTAL DEBT SERVICE	-50,809,978	-50,809,978	-40,716,492.55	-1,162,595.41	-10,093,485.45	80.1%
171 CAPITAL PROJECTS						
40110 CURRENT PROPERTY TAX	-10,280,000	-10,280,000	-9,308,998.88	.00	-971,001.12	90.6%
40120 TRUSTEE'S COLLECTIONS - PYR	-150,000	-150,000	-89,798.13	.00	-60,201.87	59.9%
40125 TRUSTEE COLLECTIONS - BANKRUP	-4,500	-4,500	-3,956.34	.00	-543.66	87.9%
40130 CIRCUIT/CHANCERY COLLECT-PYR	-45,000	-45,000	-38,765.96	.00	-6,234.04	86.1%
40140 INTEREST & PENALTY	-40,000	-40,000	-26,275.25	.00	-13,724.75	65.7%
40220 HOTEL/MOTEL TAX	-1,750,000	-1,750,000	-1,492,784.03	.00	-257,215.97	85.3%
40240 WHEEL TAX	-5,000,000	-5,000,000	-4,988,251.67	-561,267.84	-11,748.33	99.8%
40320 BANK EXCISE TAX	-50,000	-50,000	-68,792.50	-68,792.50	18,792.50	137.6%
44110 INTEREST EARNED	-5,000	-5,000	-2,456,602.14	-321,429.13	2,451,602.14	*******%
44170 MISCELLANEOUS REFUNDS	0	0	-69,000.00	.00	69,000.00	100.0%
46980 OTHER STATE GRANTS	-500,000	-14,879,289	-14,000,000.00	.00	-879,289.00	94.1%
47590 OTHER FEDERAL THROUGH STATE	0	0	-6,155.38	.00	6,155.38	100.0%
48130 CONTRIBUTIONS	-1,000,000	-1,000,000	-735,000.00	.00	-265,000.00	73.5%
48610 DONATIONS	0	0	-450.00	.00	450.00	100.0%

YEAR-TO-DATE BUDGET REPORT

FOR 2023 09 JOURNAL DETAIL 2023 1 TO 2023 9

	ORIGINAL ESTIM REV	REVISED EST REV	ACTUAL YTD REVENUE	ACTUAL MTD REVENUE	REMAINING REVENUE	PCT COLL
49100 BOND PROCEEDS	-20,500,000	-20,500,000	-29,000,000.00	.00	8,500,000.00	141.5%
49410 PREMIUM ON DEBT SOLD	0	0	-2,372,737.95	.00	2,372,737.95	100.0%
49800 OPERATING TRANSFERS	-10,415,000	-10,415,000	.00	.00	-10,415,000.00	.0%
TOTAL CAPITAL PROJECTS	-49,739,500	-64,118,789	-64,657,568.23	-951,489.47	538,779.23	100.8%
266 WORKER'S COMPENSATION						
44170 MISCELLANEOUS REFUNDS	0	0	-760.64	.00	760.64	100.0%
49800 OPERATING TRANSFERS	-787,100	-787,100	-787,111.00	.00	11.00	100.0%
TOTAL WORKER'S COMPENSATION	-787,100	-787,100	-787,871.64	.00	771.64	100.1%
GRAND TOTAL	-220,737,064	-239,577,700	-209,211,899.56	-8,169,062.55	-30,365,800.44	87.3%

** END OF REPORT - Generated by Mariel Lopez-Gonzalez **

MONTGOMERY COUNTY GOVERNMENT, TN

YEAR-TO-DATE BUDGET REPORT

FOR 2023 09

JOURNAL DETAIL 2023 1 TO 2023 9

	ORIGINAL APPROP	REVISED BUDGET	YTD EXPENDED	MTD EXPENDED	ENCUMBRANCES	AVAILABLE BUDGET	PCT USED
101 COUNTY GENERAL							
51100 COUNTY COMMISSION	418,036	419,166	216,015.85	24,325.39	11,057.12	192,093.03	54.2%
51210 BOARD OF EQUALIZATION	11,128	11,128	484.44	.00	.00	10,643.56	4.4%
51220 BEER BOARD	5,693	5,693	1,020.97	.00	47.25	4,624.78	18.8%
51240 OTHER BOARDS & COMMITTEES	6,890	6,890	2,794.08	.00	.00	4,095.92	40.6%
51300 COUNTY MAYOR	647,891	648,012	477,314.57	55,812.91	4,840.23	165,856.92	74.4%
51310 HUMAN RESOURCES	1,264,303	1,444,256	792,554.74	86,058.38	99,790.53	551,911.01	61.8%
51400 COUNTY ATTORNEY	250,000	261,737	195,618.42	113,679.45	.00	66,118.35	74.7%
51500 ELECTION COMMISSION	927,846	2,178,973	673,307.50	46,843.11	9,439.23	1,496,226.37	31.3%
51600 REGISTER OF DEEDS	635,906	669,771	484,645.94	47,903.78	26,293.42	158,831.64	76.3%
51720 PLANNING	459,283	459,283	348,127.30	10,454.53	.00	111,155.70	75.8%
51730 BUILDING	629,014	629,929	453,690.17	48,579.22	4,056.45	172,182.46	72.7%
51750 CODES COMPLIANCE	1,247,986	1,248,082	940,817.43	102,180.50	3,285.91	303,978.25	75.6%
51760 GEOGRAPHICAL INFO SYSTEMS	295,215	545,215	221,382.20	.00	176,413.08	147,419.72	73.0%
51800 COUNTY BUILDINGS	474,940	481,095	349,407.75	33,877.02	26,301.95	105,385.05	78.1%
51810 FACILITIES	3,475,503	3,689,642	2,844,116.28	300,604.84	378,308.20	467,217.79	87.3%
51900 OTHER GENERAL ADMINISTRATION	1,350,923	1,363,151	932,159.85	102,755.25	571.96	430,418.71	68.4%
51910 ARCHIVES	506,377	541,105	321,837.08	26,600.71	16,609.95	202,658.09	62.5%
52100 ACCOUNTS & BUDGETS	945,254	960,804	641,416.71	80,236.05	6,683.74	312,703.55	67.5%
52200 PURCHASING	385,038	417,886	335,741.22	45,006.33	16,526.84	65,618.37	84.3%
52300 PROPERTY ASSESSOR'S OFFICE	2,252,979	2,509,328	1,518,535.84	199,080.73	238,424.97	752,366.93	70.0%
52400 COUNTY TRUSTEES OFFICE	922,890	928,771	613,120.12	59,910.46	23,770.69	291,880.56	68.6%
52500 COUNTY CLERK'S OFFICE	3,549,121	3,551,599	2,555,038.92	281,809.67	36,208.58	960,351.68	73.0%
52600 INFORMATION SYSTEMS	4,305,901	4,503,711	3,205,095.27	287,314.29	409,360.79	889,254.84	80.3%
52900 OTHER FINANCE	61,300	71,849	21,166.86	693.72	.00	50,681.66	29.5%
53100 CIRCUIT COURT	4,266,976	4,270,348	3,098,233.44	337,409.52	20,296.84	1,151,817.82	73.0%
53300 GENERAL SESSIONS COURT	693,100	693,100	504,098.07	60,980.04	.00	189,001.93	72.7%
53330 DRUG COURT	70,000	98,041	42,410.70	4,979.76	4,432.89	51,197.35	47.8%
53400 CHANCERY COURT	807,284	850,475	637,906.23	72,343.05	3,635.20	208,933.65	75.4%
53500 JUVENILE COURT	1,709,428	1,815,069	1,288,637.77	131,020.09	181,482.56	344,948.45	81.0%
53600 DISTRICT ATTORNEY GENERAL	84,750	91,775	48,228.32	4,627.96	11,917.58	31,629.10	65.5%
53610 OFFICE OF PUBLIC DEFENDER	7,313	7,313	7,257.62	19.04	.00	55.38	99.2%
53700 JUDICIAL COMMISSIONERS	332,750	332,894	235,848.00	26,398.75	988.42	96,057.80	71.1%
53800 VETERANS' TREATMENT COURT	430,610	443,610	335,244.65	37,672.06	30,186.51	78,178.84	82.4%
53900 OTHER ADMINISTRATION/ JUSTICE	530,827	533,107	331,713.40	7,931.96	.00	201,393.60	62.2%
53910 ADULT PROBATION SERVICES	1,327,371	1,340,800	751,767.50	99,163.16	16,547.18	572,485.78	57.3%
54110 SHERIFF'S DEPARTMENT	16,286,048	17,593,551	12,800,857.50	1,367,105.73	776,409.05	4,016,284.62	77.2%
54120 SPECIAL PATROLS	4,308,449	4,416,545	3,337,882.69	365,962.67	85,543.71	993,118.60	77.5%
54150 DRUG ENFORCEMENT	70,000	70,166	.00	.00	44,979.95	25,186.35	64.1%
54160 SEXUAL OFFENDER REGISTRY	14,000	14,000	3,106.41	134.49	.00	10,893.59	22.2%
54210 JAIL	16,987,635	18,291,624	12,150,144.93	1,405,411.05	1,419,268.22	4,722,210.58	74.2%

YEAR-TO-DATE BUDGET REPORT

FOR 2023 09 JOURNAL DETAIL 2023 1 TO 2023 9

	ORIGINAL APPROP	REVISED BUDGET	YTD EXPENDED	MTD EXPENDED	ENCUMBRANCES	AVAILABLE BUDGET	PCT USED
54220 WORKHOUSE	2,149,936	2,164,284	1,321,339.80	185,803.32	175,708.24	667,235.63	69.2%
54230 COMMUNITY CORRECTIONS	650,417	792,860	470,111.39	50,843.00	28,238.67	294,509.52	62.9%
54240 JUVENILE SERVICES	320,523	320,881	255,924.02	28,011.87	1,293.06	63,664.28	80.2%
54310 FIRE PREVENTION & CONTROL	632,489	681,122	331,123.87	59,400.29	20,360.14	329,638.25	51.6%
54410 EMERGENCY MANAGEMENT	626,327	627,293	464,840.28	49,362.87	1,687.85	160,764.37	74.4%
54490 OTHER EMERGENCY MANAGEMENT	0	131,541	20,835.00	.00	36,329.45	74,376.55	43.5%
54610 COUNTY CORONER / MED EXAMINER	510,000	510,000	256,670.00	25,050.00	9,400.00	243,930.00	52.2%
55110 HEALTH DEPARTMENT	282,720	283,363	126,463.01	12,620.71	825.68	156,074.31	44.9%
55120 RABIES & ANIMAL CONTROL	1,708,311	1,832,524	1,190,675.24	137,221.76	73,519.21	568,329.92	69.0%
55130 AMBULANCE SERVICE	15,518,661	15,537,503	11,229,413.33	1,250,380.40	438,715.72	3,869,374.16	75.1%
55190 OTHER LOCAL HLTH SRVCS (WIC)	2,983,472	3,093,700	1,635,067.01	186,371.38	103.00	1,458,529.99	52.9%
55390 APPROPRIATION TO STATE	156,123	156,123	.00	.00	.00	156,123.00	.0%
55590 OTHER LOCAL WELFARE SERVICES	20,825	20,825	8,400.00	1,000.00	.00	12,425.00	40.3%
55900 OTHER PUBLIC HEALTH & WELFARE	25,000	25,000	.00	.00	.00	25,000.00	.0%
56500 LIBRARIES	2,181,380	2,271,380	2,181,380.00	1,090,690.00	.00	90,000.00	96.0%
56700 PARKS & FAIR BOARDS	3,023,367	3,138,140	1,881,742.10	258,398.86	355,172.32	901,225.56	71.3%
56900 OTHER SOCIAL, CULTURAL & REC	9,688	9,748	2,609.13	318.51	277.16	6,861.71	29.6%
57100 AGRICULTURAL EXTENSION SERVIC	480,423	481,402	210,400.97	8,173.84	14,841.34	256,160.12	46.8%
57300 FOREST SERVICE	2,000	2,000	2,000.00	.00	.00	.00	100.0%
57500 SOIL CONSERVATION	64,083	64,083	48,775.39	5,134.99	375.88	14,931.73	76.7%
58110 TOURISM	1,825,000	1,825,000	1,490,861.19	-384,888.25	.00	334,138.81	81.7%
58120 INDUSTRIAL DEVELOPMENT	2,152,625	2,152,625	1,499,178.78	204,216.50	.00	653,446.22	69.6%
58220 AIRPORT	442,430	442,430	331,821.00	.00	.00	110,609.00	75.0%
58300 VETERAN'S SERVICES	634,833	634,833	497,511.55	57,750.73	2,313.70	135,007.75	78.7%
58400 OTHER CHARGES	3,051,966	3,051,966	2,826,349.10	.00	.00	225,616.90	92.6%
58500 CONTRIBUTION TO OTHER AGENCIE	2,731,500	2,731,500	1,309,189.86	.00	.00	1,422,310.14	47.9%
58600 EMPLOYEE BENEFITS	573,000	7,103,000	450,918.84	2,218.52	.00	6,652,081.16	6.3%
58900 MISC-CONT RESERVE	15,000	15,000	.00	.00	.00	15,000.00	.0%
64000 LITTER & TRASH COLLECTION	183,027	183,027	141,417.33	13,256.90	.00	41,609.67	77.3%
99100 OPERATING TRANSFERS	654,440	654,440	654,440.00	.00	.00	.00	100.0%
TOTAL COUNTY GENERAL	116,565,524	129,347,087	84,558,204.93	9,116,221.87	5,242,840.42	39,546,042.13	69.4%
131 GENERAL ROADS							
61000 ADMINISTRATION	736,098	736,148	514,778.50	60,680.56	23,072.38	198,297.12	73.1%
62000 HIGHWAY & BRIDGE MAINTENANCE	8,056,227	8,517,213	5,410,486.55	351,650.76	737,926.37	2,368,800.28	72.2%
63100 OPERATION & MAINT OF EQUIPMEN	1,426,167	1,478,138	998,529.58	114,728.05	50,252.52	429,356.35	71.0%
63600 TRAFFIC CONTROL	728,535	731,662	519,900.81	48,120.38	48,635.36	163,126.10	77.7%
65000 OTHER CHARGES	629,480	629,758	329,316.07	4,148.33	6,209.49	294,232.38	53.3%
66000 EMPLOYEE BENEFITS	59,000	559,000	37,724.91	.00	.00	521,275.09	6.7%
68000 CAPITAL OUTLAY	2,700,000	6,353,752	2,089,101.44	28,220.36	3,619,176.19	645,474.43	89.8%

YEAR-TO-DATE BUDGET REPORT

FOR 2023 09 JOURNAL DETAIL 2023 1 TO 2023 9

	ORIGINAL APPROP	REVISED BUDGET	YTD EXPENDED	MTD EXPENDED	ENCUMBRANCES	AVAILABLE BUDGET	PCT USED
TOTAL GENERAL ROADS	14,335,507	19,005,672	9,899,837.86	607,548.44	4,485,272.31	4,620,561.75	75.7%
151 DEBT SERVICE							
82110 PRINCIPAL-GENERAL GOVERNMENT	10,602,850	10,602,850	.00	.00	.00	10,602,850.00	.0%
82130 PRINCIPAL-EDUCATION	22,710,119	22,710,119	935,976.60	.00	.00	21,774,142.40	4.1%
82210 INTEREST-GENERAL GOVERNMENT	7,693,508	7,693,508	3,935,429.94	.00	.00	3,758,078.06	51.2%
82230 INTEREST-EDUCATION	9,859,515	9,859,515	4,849,997.65	.00	.00	5,009,517.35	49.2%
82310 OTHER DEBT SERV-COUNTY GOVT	453,500	453,500	299,118.01	.00	.00	154,381.99	66.0%
82330 OTHER DEBT SERV.-EDUCATION	678,000	678,000	460,237.06	.00	.00	217,762.94	67.9%
TOTAL DEBT SERVICE	51,997,492	51,997,492	10,480,759.26	.00	.00	41,516,732.74	20.2%
171 CAPITAL PROJECTS							
00000 NON-DEDICATED ACCOUNT	300,000	300,000	256,228.45	.00	.00	43,771.55	85.4%
82310 OTHER DEBT SERV-COUNTY GOVT	0	221,808	221,807.56	.00	.00	.44	100.0%
91110 GENERAL ADMINISTRATION PROJEC	19,020,000	72,574,947	33,382,377.32	3,066,808.36	3,858,131.29	35,334,438.46	51.3%
91120 ADMIN OF JUSTICE PROJECTS	0	26,357	26,356.54	.00	.00	.00	100.0%
91130 PUBLIC SAFETY PROJECTS	220,000	1,784,511	589,434.32	76,965.97	174,013.64	1,021,063.27	42.8%
91140 PUBLIC HEALTH /WELFARE PROJEC	750,000	3,762,784	1,321,968.53	193,000.05	670,275.28	1,770,539.93	52.9%
91150 SOCIAL/CULTURAL/REC PROJECTS	10,670,000	11,231,191	91,008.16	8,640.00	465,083.19	10,675,099.96	5.0%
91190 OTHER GENERAL GOVT PROJECTS	1,500,000	1,535,675	47,996.89	.00	.00	1,487,678.11	3.1%
91200 HIGHWAY & STREET CAP PROJECTS	7,435,000	12,673,416	640,664.40	183,489.27	1,029,692.93	11,003,058.25	13.2%
91300 EDUCATION CAPITAL PROJECTS	3,500,000	99,609,441	56,145,864.15	.00	.00	43,463,576.85	56.4%
TOTAL CAPITAL PROJECTS	43,395,000	203,720,129	92,723,706.32	3,528,903.65	6,197,196.33	104,799,226.82	48.6%
266 WORKER'S COMPENSATION							
51920 RISK MANAGEMENT	626,290	700,479	253,172.00	30,176.34	69,497.35	377,809.89	46.1%
54110 SHERIFF'S DEPARTMENT	0	0	23,003.45	2,377.16	.00	-23,003.45	100.0%
54210 JAIL	0	0	56,388.28	2,098.32	.00	-56,388.28	100.0%
54410 EMERGENCY MANAGEMENT	0	0	5,873.31	.00	.00	-5,873.31	100.0%
55120 RABIES & ANIMAL CONTROL	0	0	2,168.31	81.00	.00	-2,168.31	100.0%
55130 AMBULANCE SERVICE	0	0	19,450.81	183.75	.00	-19,450.81	100.0%
55754 LANDFILL OPERATION/MAINTENANC	0	0	29,308.74	18,720.89	.00	-29,308.74	100.0%
56500 LIBRARIES	0	0	503.90	.00	.00	-503.90	100.0%

YEAR-TO-DATE BUDGET REPORT

FOR 2023 09

JOURNAL DETAIL 2023 1 TO 2023 9

	ORIGINAL APPROP	REVISED BUDGET	YTD EXPENDED	MTD EXPENDED	ENCUMBRANCES	AVAILABLE BUDGET	PCT USED
56700 PARKS & FAIR BOARDS	0	0	642.54	.00	.00	-642.54	100.0%
61000 ADMINISTRATION	0	0	83.70	.00	.00	-83.70	100.0%
62000 HIGHWAY & BRIDGE MAINTENANCE	0	0	1,776.62	1,639.38	.00	-1,776.62	100.0%
TOTAL WORKER'S COMPENSATION	626,290	700,479	392,371.66	55,276.84	69,497.35	238,610.23	65.9%
GRAND TOTAL	226,919,813	404,770,860	198,054,880.03	13,307,950.80	15,994,806.41	190,721,173.67	52.9%

** END OF REPORT - Generated by Mariel Lopez-Gonzalez **